

**MLF52-300-ZR** [↗](#)

## Módulo lineal

Actuators with external track roller guidance system and toothed belt drive. Basic carriage, one driven carriage

## Información técnica

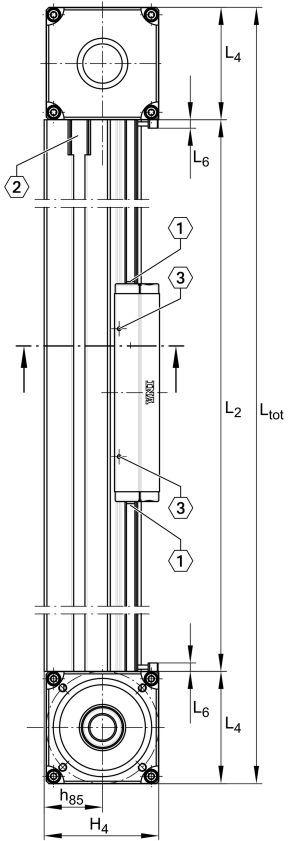


## Variante de su producto actual

|                     |       |                        |
|---------------------|-------|------------------------|
| Size code           | 52    |                        |
| Length of carriage  | 300   | 300 mm                 |
| Carriage design     | /     | Carro estándar         |
| Drive type          | (3)ZR | Toothed belt drive     |
| Additional carriage | /     | No additional carriage |
| Support rail design | /     | One-piece              |
| Bellow              | /     | No                     |

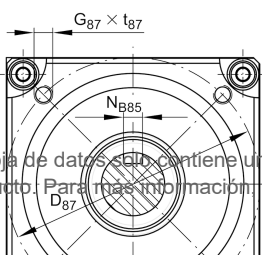
## Medidas principales y datos de rendimiento

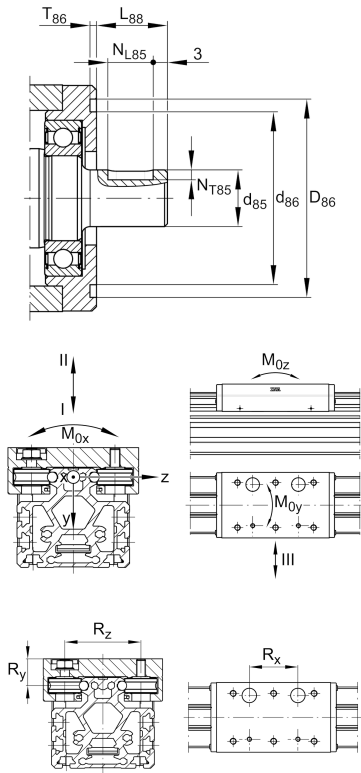
|                |          |             |
|----------------|----------|-------------|
| B <sub>1</sub> | 130 mm   | Total Width |
| H              | 119 mm   | Altura      |
| L              | 300 mm   | Longitud    |
| ≈m             | 20,06 kg | Peso        |



### Medidas de montaje

|              |         |                     |
|--------------|---------|---------------------|
| D 86         | 95 mm   |                     |
| D 87         | 115 mm  | Ø Bolt circle       |
| d 85         | 20 mm   |                     |
| d 86         | 76 mm   | Ø Inner Fit         |
| L 88         | 31 mm   |                     |
| G 43         | M10     | Thread              |
| G 87         | M8      | Thread              |
| h 85         | 60,6 mm |                     |
| J B43        | 90 mm   |                     |
| J L43        | 110 mm  | Tolerance $\pm 0,2$ |
| J L44        | 210 mm  |                     |
| j B8         | 80 mm   |                     |
| N B85        | 6 mm    | Width of Keyway     |
| N L85        | 25 mm   | Length of Keyway    |
| N T85        | 3,5 mm  | Depth of Keyway     |
| T 86         | 4 mm    | Depth Fit           |
| Tol T 86 up  | 0,5 mm  | Upper tolerance     |
| Tol T 86 low | 0 mm    | Lower tolerance     |
| t 43 max     | 20 mm   | Depth of Thread     |
| t 87 max     | 15 mm   |                     |





### Medidas

|         |          |                                |
|---------|----------|--------------------------------|
| B 2     | 112 mm   | Width of Support Rail          |
| B 4     | 111 mm   | Width of Return Unit           |
| B 72    | 2 mm     |                                |
| H 1     | 46,1 mm  |                                |
| H 2     | 98,6 mm  | Altura                         |
| H 4     | 118,3 mm | Height of Return Unit          |
| H 7     | 65,4 mm  |                                |
| h 13    | 25 mm    |                                |
| h 14    | 50 mm    |                                |
| L 2 max | 8.000 mm | Maximum length of Support Rail |
| L 4     | 115,5 mm |                                |
| L 6     | 6 mm     | Length of Wiper Brushes        |
| S       | 85 mm    | Medida                         |



### Datos técnicos

|                     |                     |  |
|---------------------|---------------------|--|
| $m_{LAW}$           | 2,93 kg             | Mass of Carriage                               |
| $v_{max}$           | 8 m/s               | Maximum Speed                                  |
| $a_{max}$           | 40 m/s <sup>2</sup> | Maximum Acceleration                           |
| $R_x$               | 160 mm              |  |
| $R_y$               | 29,3 mm             |  |
| $R_z$               | 83 mm               |  |
| I C                 | 10.000 N            | Load direction I: compressive load             |
| I C <sub>0</sub>    | 5.200 N             | Load direction I: compressive load             |
| II C                | 10.000 N            | Load direction II: tensile load                |
| II C <sub>0</sub>   | 5.200 N             | Load direction II: tensile load                |
| III C               | 16.800 N            | Load direction III: lateral load               |
| III C <sub>0</sub>  | 10.000 N            | Load direction III: lateral load               |
| M <sub>0x per</sub> | 110 Nm              | Max. permissible static moment per Carriage    |
| M <sub>0y per</sub> | 760 Nm              | Max. permissible static moment per Carriage    |
| M <sub>0z per</sub> | 390 Nm              | Max. permissible static moment per Carriage    |
| I <sub>y</sub>      | 386 cm <sup>4</sup> | Geometrical moments of inertia of Support Rail |
| I <sub>z</sub>      | 301 cm <sup>4</sup> | Geometrical moments of inertia of Support Rail |

### Información adicional

|  |                         |  |
|--|-------------------------|--|
|  | 73,5 Nm                 | Max. permissible drive torque            |
|  | 4 x LFR5201-10-2Z       | Track Rollers                            |
|  | 0,1 mm                  | Repeat Accuracy ±                        |
|  | 270 mm                  | Feed (mm/rotation)                       |
|  | 32AT10                  | Toothed Belt                             |
|  | 0,2 kg/m                | Mass of Toothed Belt                     |
|  | 1.750 N                 | Permissible Toothed Belt operating force |
|  | 12,6 kg*cm <sup>2</sup> | Mass moment of inertia of Gears          |



### Rango de temperatura

---

T<sub>min</sub>      0 °C      Minimum operating Temperatur

T<sub>max</sub>      80 °C      Maximum operating Temperatur