

**MLF52-245-E-ZR-W2-FA517.1** [↗](#)

## Módulo lineal

Actuators with external track roller guidance system and toothed belt drive. With support rail in two segments and second, driven carriage

## Información técnica

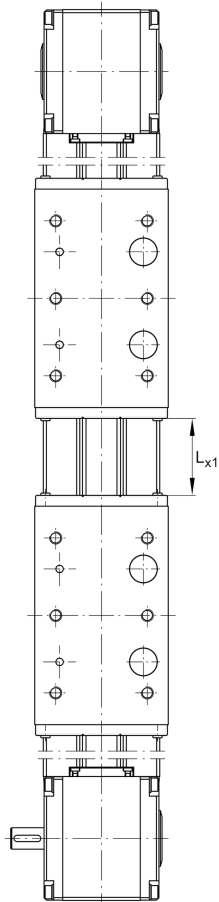


## Variante de su producto actual

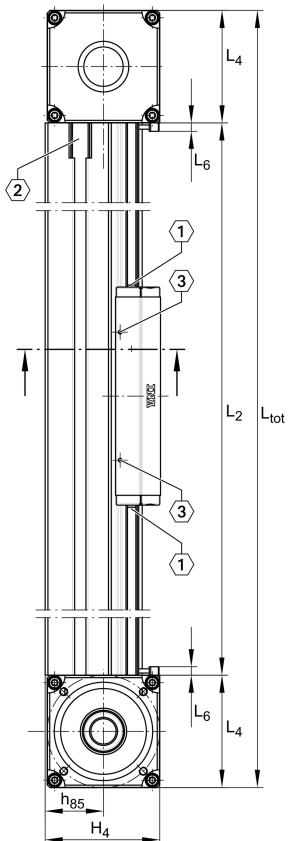
Size code	52	
Length of carriage	245	245 mm
Carriage design	E	Strengthened carriage
Drive type	(3)ZR	Toothed belt drive
Additional carriage	W2	Second, driven carriage
Support rail design	FA517.1	Two-piece
Bellow	/	No

## Medidas principales y datos de rendimiento

B <sub>1</sub>	145 mm	Total Width
H	125 mm	Altura
L	245 mm	Longitud

**Medidas de montaje**

D 86	95 mm	
D 87	115 mm	Ø Bolt circle
d 85	20 mm	
d 86	76 mm	Ø Inner Fit
L 88	31 mm	
G 43	M10	Thread
G 87	M8	Thread
h 85	60,6 mm	
J B43	105 mm	
J L43	160 mm	Tolerance ±0,2
j B8	80 mm	
N B85	6 mm	Width of Keyway
N L85	25 mm	Length of Keyway
N T85	3,5 mm	Depth of Keyway
T 86	4 mm	Depth Fit
Tol T 86 up	0,5 mm	Upper tolerance
Tol T 86 low	0 mm	Lower tolerance
t 43 max	24 mm	Depth of Thread
t 87 max	15 mm	





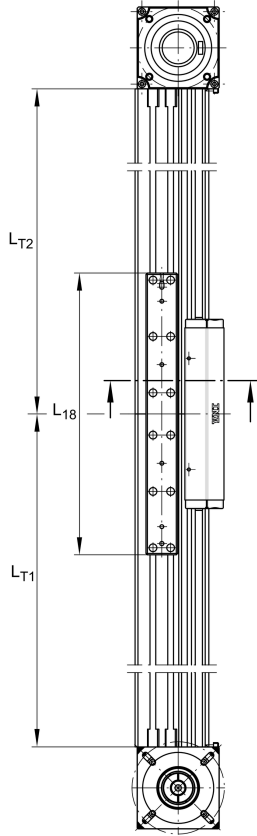
### Medidas

B <sub>2</sub>	112 mm	Width of Support Rail
B <sub>4</sub>	111 mm	Width of Return Unit
B <sub>18</sub>	15 mm	
B <sub>72</sub>	2 mm	
H <sub>1</sub>	53,8 mm	
H <sub>2</sub>	98,6 mm	Altura
H <sub>4</sub>	118,3 mm	Height of Return Unit
H <sub>7</sub>	65,4 mm	
H <sub>18</sub>	45 mm	
h <sub>13</sub>	25 mm	
h <sub>14</sub>	50 mm	
h <sub>18</sub>	15 mm	
L <sub>2 max</sub>	16.000 mm	Maximum length of Support Rail
L <sub>4</sub>	115,5 mm	
L <sub>6</sub>	6 mm	Length of Wiper Brushes
L <sub>18</sub>	400 mm	
L <sub>x1 min</sub>	50 mm	Minimum distance between the Carriages
L <sub>Tn min</sub>	500 mm	Support Rail in Segments length min
L <sub>Tn max</sub>	8.000 mm	Support Rail in Segments length max
S	85 mm	Medida



### Datos técnicos

$m_{LAW}$	3,4 kg	Mass of Carriage
$m_1$	1,84 kg	Mass of Connecting Plates of Profiles
$m_3$	3,4 kg	Mass of additional Carriage
$v_{max}$	8 m/s	Maximum Speed
$a_{max}$	40 m/s <sup>2</sup>	Maximum Acceleration
$R_x$	105 mm	
$R_y$	35,3 mm	
$R_z$	90 mm	
I C	17.800 N	Load direction I: compressive load
I C <sub>0</sub>	8.900 N	Load direction I: compressive load
II C	17.800 N	Load direction II: tensile load
II C <sub>0</sub>	8.900 N	Load direction II: tensile load
III C	28.400 N	Load direction III: lateral load
III C <sub>0</sub>	15.500 N	Load direction III: lateral load
$M_{0x\ per}$	180 Nm	Max. permissible static moment per Carriage
$M_{0y\ per}$	800 Nm	Max. permissible static moment per Carriage
$M_{0z\ per}$	460 Nm	Max. permissible static moment per Carriage
$I_y$	386 cm <sup>4</sup>	Geometrical moments of inertia of Support Rail
$I_z$	301 cm <sup>4</sup>	Geometrical moments of inertia of Support Rail



### Información adicional

73,5 Nm	Max. permissible drive torque
4 x LFR5301-10-2Z	Track Rollers
0,1 mm	Repeat Accuracy ±
270 mm	Feed (mm/rotation)
32AT10	Toothed Belt
0,2 kg/m	Mass of Toothed Belt
1.750 N	Permissible Toothed Belt operating force
12,6 kg*cm <sup>2</sup>	Mass moment of inertia of Gears

### Rango de temperatura

T <sub>min</sub>	0 °C	Minimum operating Temperatur
T <sub>max</sub>	80 °C	Maximum operating Temperatur