

**MLF32-300-ZR-WN2-FA517.2**

## Módulo lineal

Actuators with external track roller guidance system and toothed belt drive. With support rail in three segments and second, non-driven carriage

## Información técnica



## Variante de su producto actual

Size code	32	
Length of carriage	300	300 mm
Carriage design	/	Carro estándar
Drive type	(3)ZR	Toothed belt drive
Additional carriage	WN2	Second, non-driven carriage
Support rail design	FA517.2	Three-piece
Bellow	/	No

## Medidas principales y datos de rendimiento

B <sub>1</sub>	86 mm	Total Width
H	82 mm	Altura
L	300 mm	Longitud

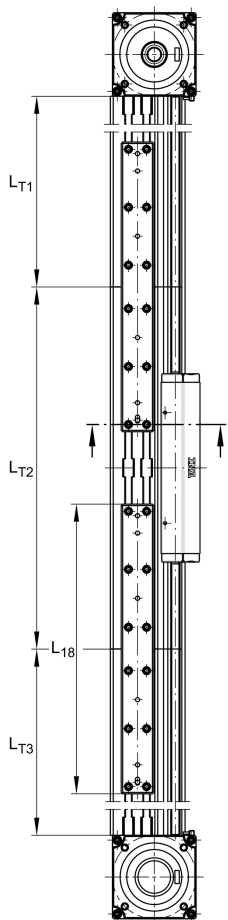
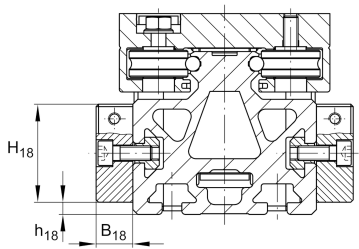
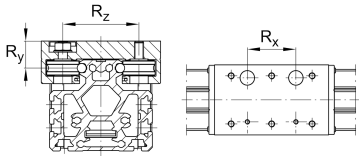
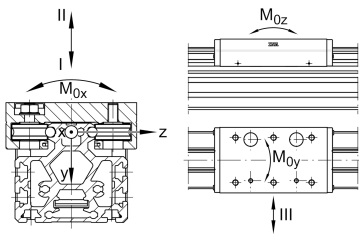
**Medidas de montaje**

D 86	70 mm	
D 87	80 mm	Ø Bolt circle
d 85	20 mm	
d 86	61 mm	Ø Inner Fit
L 88	25 mm	
G 43	M8	Thread
G 87	M6	Thread
h 85	41,5 mm	
J B43	59 mm	
J L43	100 mm	Tolerance ±0,2
J L44	245 mm	
j B8	43 mm	
N B85	6 mm	Width of Keyway
N L85	16 mm	Length of Keyway
N T85	3,5 mm	Depth of Keyway
T 86	2,3 mm	Depth Fit
Tol T 86 up	0,3 mm	Upper tolerance
Tol T 86 low	0 mm	Lower tolerance
t 43 max	14 mm	Depth of Thread
t 87 max	12 mm	



### Medidas

B 2	75 mm	Width of Support Rail
B 4	74 mm	Width of Return Unit
B 18	15 mm	
B 72	2 mm	
H 1	32 mm	
H 2	66,5 mm	Altura
H 4	81,5 mm	Height of Return Unit
H 7	47 mm	
H 18	40 mm	
h 13	25 mm	
h 18	5 mm	
L 2 max	24.000 mm	Maximum length of Support Rail
L 4	80 mm	
L 6	6 mm	Length of Wiper Brushes
L 18	300 mm	
L x1 min	5 mm	Minimum distance between the Carriages
L Tn min	500 mm	Support Rail in Segments length min
L Tn max	8.000 mm	Support Rail in Segments length max
S	85 mm	Medida



**Datos técnicos**

$m_{LAW}$	1,38 kg	Mass of Carriage
$m_1$	2,46 kg	Mass of Connecting Plates of Profiles
$v_{max}$	8 m/s	Maximum Speed
$a_{max}$	40 m/s <sup>2</sup>	Maximum Acceleration
$R_x$	205 mm	
$R_y$	20,5 mm	
$R_z$	54 mm	
I C	4.100 N	Load direction I: compressive load
I C <sub>0</sub>	2.400 N	Load direction I: compressive load
II C	4.100 N	Load direction II: tensile load
II C <sub>0</sub>	2.400 N	Load direction II: tensile load
III C	6.600 N	Load direction III: lateral load
III C <sub>0</sub>	4.200 N	Load direction III: lateral load
$M_{0x\ per}$	30 Nm	Max. permissible static moment per Carriage
$M_{0y\ per}$	425 Nm	Max. permissible static moment per Carriage
$M_{0z\ per}$	205 Nm	Max. permissible static moment per Carriage
$I_y$	104 cm <sup>4</sup>	Geometrical moments of inertia of Support Rail
$I_z$	76 cm <sup>4</sup>	Geometrical moments of inertia of Support Rail

**Información adicional**

18 Nm	Max. permissible drive torque
4 x LFR50/8-6-2Z	Track Rollers
0,1 mm	Repeat Accuracy ±
175 mm	Feed (mm/rotation)
20AT5	Toothed Belt
0,068 kg/m	Mass of Toothed Belt
640 N	Permissible Toothed Belt operating force
2,2 kg*cm <sup>2</sup>	Mass moment of inertia of Gears



### Rango de temperatura

---

T <sub>min</sub>	0 °C	Minimum operating Temperatur
------------------	------	------------------------------

T <sub>max</sub>	80 °C	Maximum operating Temperatur
------------------	-------	------------------------------