

**MLF32-300-ZR-W2-FA517.1-FBALG** [↗](#)

Módulo lineal

Actuators with external track roller guidance system and toothed belt drive. With support rail in two segments, second, driven carriage and bellows

Información técnica



Variante de su producto actual

Size code	32	
Length of carriage	300	300 mm
Carriage design	/	Carro estándar
Drive type	(3)ZR	Toothed belt drive
Additional carriage	W2	Second, driven carriage
Support rail design	FA517.1	Two-piece
Bellow	FBALG	Yes

Medidas principales y datos de rendimiento

B ₁	86 mm	Total Width
H	82 mm	Altura
L	300 mm	Longitud

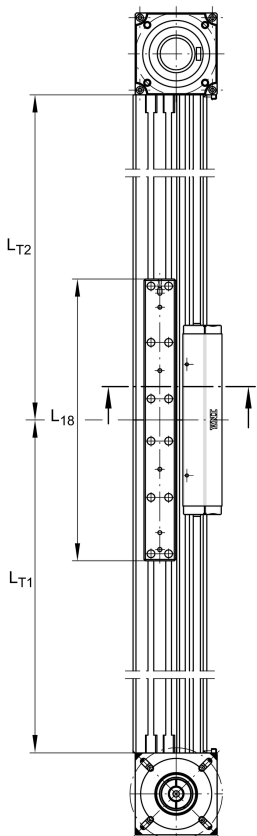
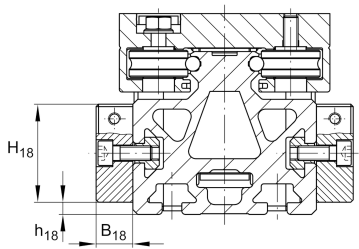
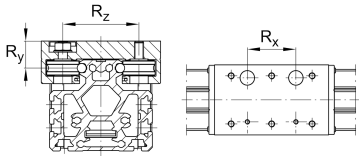
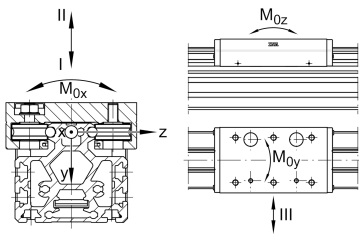
**Medidas de montaje**

D 86	70 mm	
D 87	80 mm	Ø Bolt circle
d 85	20 mm	
d 86	61 mm	Ø Inner Fit
L 88	25 mm	
G 43	M8	Thread
G 87	M6	Thread
h 85	41,5 mm	
J B43	59 mm	
J L43	100 mm	Tolerance ±0,2
J L44	245 mm	
j B8	43 mm	
N B85	6 mm	Width of Keyway
N L85	16 mm	Length of Keyway
N T85	3,5 mm	Depth of Keyway
T 86	2,3 mm	Depth Fit
Tol T 86 up	0,3 mm	Upper tolerance
Tol T 86 low	0 mm	Lower tolerance
t 43 max	14 mm	Depth of Thread
t 87 max	12 mm	



Medidas

B ₂	75 mm	Width of Support Rail
B ₄	74 mm	Width of Return Unit
B ₁₈	15 mm	
B ₇₂	2 mm	
H ₁	32 mm	
H ₂	66,5 mm	Altura
H ₄	81,5 mm	Height of Return Unit
H ₇	47 mm	
H ₁₈	40 mm	
h ₁₃	25 mm	
h ₁₈	5 mm	
L _{2 max}	16.000 mm	Maximum length of Support Rail
L ₄	80 mm	
L ₁₈	300 mm	
L _{x1 min}	50 mm	Minimum distance between the Carriages
L _{Tn min}	500 mm	Support Rail in Segments length min
L _{Tn max}	8.000 mm	Support Rail in Segments length max
F _{BL}	1,44	Effective length factor of bellow
S	85 mm	Medida



Datos técnicos

m_{LAW}	1,38 kg	Mass of Carriage
m_1	1,22 kg	Mass of Connecting Plates of Profiles
v_{max}	8 m/s	Maximum Speed
a_{max}	40 m/s ²	Maximum Acceleration
R_x	205 mm	
R_y	20,5 mm	
R_z	54 mm	
I C	4.100 N	Load direction I: compressive load
I C ₀	2.400 N	Load direction I: compressive load
II C	4.100 N	Load direction II: tensile load
II C ₀	2.400 N	Load direction II: tensile load
III C	6.600 N	Load direction III: lateral load
III C ₀	4.200 N	Load direction III: lateral load
$M_{0x \text{ per}}$	30 Nm	Max. permissible static moment per Carriage
$M_{0y \text{ per}}$	425 Nm	Max. permissible static moment per Carriage
$M_{0z \text{ per}}$	205 Nm	Max. permissible static moment per Carriage
I_y	104 cm ⁴	Geometrical moments of inertia of Support Rail
I_z	76 cm ⁴	Geometrical moments of inertia of Support Rail
Información adicional		
	18 Nm	Max. permissible drive torque
	4 x LFR50/8-6-2Z	Track Rollers
	0,1 mm	Repeat Accuracy ±
	175 mm	Feed (mm/rotation)
	20AT5	Toothed Belt
	0,068 kg/m	Mass of Toothed Belt
	640 N	Permissible Toothed Belt operating force
	2,2 kg*cm ²	Mass moment of inertia of Gears



Rango de temperatura

T _{min}	0 °C	Minimum operating Temperatur
------------------	------	------------------------------

T _{max}	80 °C	Maximum operating Temperatur
------------------	-------	------------------------------