

**MLF52-300-ZR** [↗](#)

Módulo lineal

Actuators with external track roller guidance system and toothed belt drive. Basic carriage, one driven carriage

Información técnica



Variante de su producto actual

Size code	52	
Length of carriage	300	300 mm
Carriage design	/	Carro estándar
Drive type	(3)ZR	Toothed belt drive
Additional carriage	/	No additional carriage
Support rail design	/	One-piece
Bellow	/	No

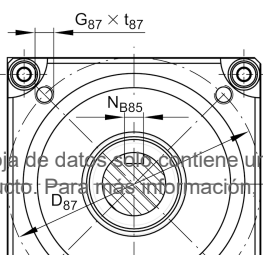
Medidas principales y datos de rendimiento

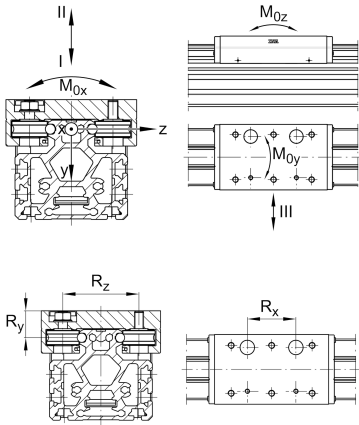
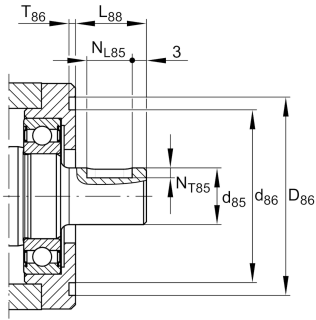
B ₁	130 mm	Total Width
H	119 mm	Altura
L	300 mm	Longitud
≈m	20,06 kg	Peso



Medidas de montaje

D 86	95 mm	
D 87	115 mm	Ø Bolt circle
d 85	20 mm	
d 86	76 mm	Ø Inner Fit
L 88	31 mm	
G 43	M10	Thread
G 87	M8	Thread
h 85	60,6 mm	
J B43	90 mm	
J L43	110 mm	Tolerance $\pm 0,2$
J L44	210 mm	
j B8	80 mm	
N B85	6 mm	Width of Keyway
N L85	25 mm	Length of Keyway
N T85	3,5 mm	Depth of Keyway
T 86	4 mm	Depth Fit
Tol T 86 up	0,5 mm	Upper tolerance
Tol T 86 low	0 mm	Lower tolerance
t 43 max	20 mm	Depth of Thread
t 87 max	15 mm	





Medidas

B 2	112 mm	Width of Support Rail
B 4	111 mm	Width of Return Unit
B 72	2 mm	
H 1	46,1 mm	
H 2	98,6 mm	Altura
H 4	118,3 mm	Height of Return Unit
H 7	65,4 mm	
h 13	25 mm	
h 14	50 mm	
L 2 max	8.000 mm	Maximum length of Support Rail
L 4	115,5 mm	
L 6	6 mm	Length of Wiper Brushes
S	85 mm	Medida



Datos técnicos

m_{LAW}	2,93 kg	Mass of Carriage
v_{max}	8 m/s	Maximum Speed
a_{max}	40 m/s ²	Maximum Acceleration
R_x	160 mm	
R_y	29,3 mm	
R_z	83 mm	
I C	10.000 N	Load direction I: compressive load
I C ₀	5.200 N	Load direction I: compressive load
II C	10.000 N	Load direction II: tensile load
II C ₀	5.200 N	Load direction II: tensile load
III C	16.800 N	Load direction III: lateral load
III C ₀	10.000 N	Load direction III: lateral load
M _{0x per}	110 Nm	Max. permissible static moment per Carriage
M _{0y per}	760 Nm	Max. permissible static moment per Carriage
M _{0z per}	390 Nm	Max. permissible static moment per Carriage
I _y	386 cm ⁴	Geometrical moments of inertia of Support Rail
I _z	301 cm ⁴	Geometrical moments of inertia of Support Rail

Información adicional

73,5 Nm	Max. permissible drive torque
4 x LFR5201-10-2Z	Track Rollers
0,1 mm	Repeat Accuracy ±
270 mm	Feed (mm/rotation)
32AT10	Toothed Belt
0,2 kg/m	Mass of Toothed Belt
1.750 N	Permissible Toothed Belt operating force
12,6 kg*cm ²	Mass moment of inertia of Gears



Rango de temperatura

T _{min}	0 °C	Minimum operating Temperatur
------------------	------	------------------------------

T _{max}	80 °C	Maximum operating Temperatur
------------------	-------	------------------------------