

**MKUSE25-200-KGT/20-MM-WN2** [↗](#)

## Módulo lineal

Actuators with six-row linear recirculating bearing and guideway assembly, monorail guidance system and ball screw drive. With second, non-driven carriage and double nut (cylindrical)

## Información técnica

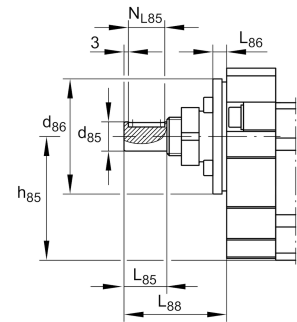
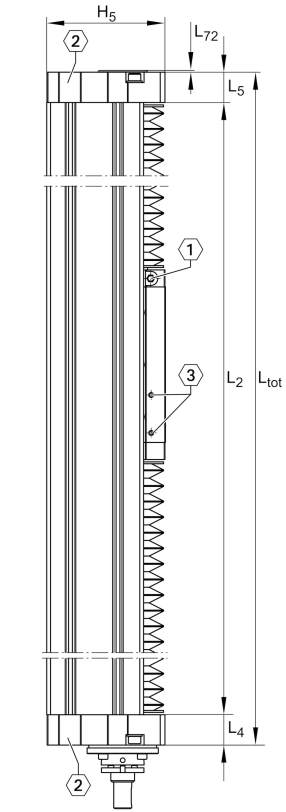


## Variante de su producto actual

Size code	25	
Length of carriage	200	200 mm
Drive type	KGT	Ball screw drive
Spindle pitch	20	20 mm
Spindle nut design	MM	Double cylinder nut
Additional carriage	WN2	Second, non-driven carriage
Spindle support	/	None
Attachment to the carriage	/	Threaded holes

## Medidas principales y datos de rendimiento

L	200 mm	Length of Carriage
H	125 mm	Total Height
B 2	112 mm	Total Width



**Medidas de montaje**

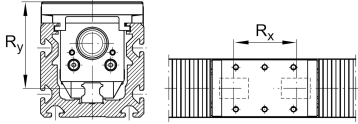
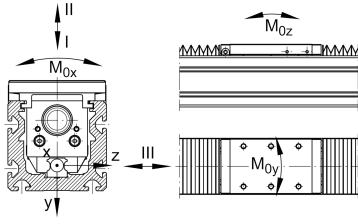
B 1	110 mm	Width of Carriage
b 87	90 mm	
d 85	19 mm	
d 86	75 mm	
G 43	M10	Thread
G 87	M8	Thread
h 13	25 mm	
h 14	75 mm	
h 85	80 mm	
h 87	70 mm	
J B43	80 mm	
Tol J B43	0,1	Upper Tolerance
Tol J B43	-0,1	Lower Tolerance
J L43	110 mm	Tolerance ±0,2
j B8	80 mm	
L 2 max	5.850 mm	Maximum length of Support Rail
L 85	28 mm	
L 86	9 mm	
L 88	67 mm	
N B85	6 mm	Tolerance P9
N L85	20 mm	Length of Keyway
N T85	3,5 mm	Depth of Keyway
t 43	20 mm	Depth of Thread
t 87	18 mm	Depth of Thread



Ver detalles del producto en Medias

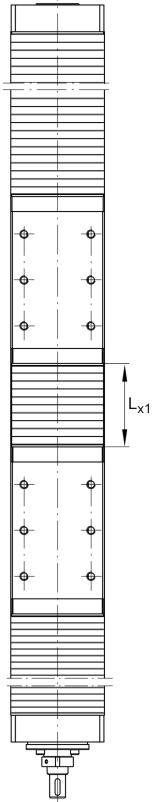
11.11.2025, 19:43:17 UTC

SCHAEFFLER



## Medidas

B <sub>5</sub>	111 mm	Width of End Plates
F <sub>BL</sub>	1,2	Effective length factor of bellow
H <sub>2</sub>	102 mm	Width of Support Rail
H <sub>5</sub>	124,5 mm	
L <sub>4</sub>	32 mm	
L <sub>5</sub>	32 mm	
L <sub>72</sub>	2 mm	
L <sub>x1 min</sub>	20 mm	Minimum distance between the Carriages

**Datos técnicos**

$R_x$	83,3 mm	
$R_y$	93,8 mm	
S	20 mm	Safety Distance
$m_{LAW}$	4,65 kg	Mass of Carriage
$m_3$	3,37 kg	Mass of additional Carriage
$v_{max}$	0,86 m/s	Maximum Speed
$a_{max}$	10 m/s <sup>2</sup>	Maximum Acceleration
IC	61.700 N	Load direction I: compressive load
IC <sub>0</sub>	162.000 N	Load direction I: compressive load
II C	42.200 N	Load direction II: tensile load
II C <sub>0</sub>	90.000 N	Load direction II: tensile load
III C	45.400 N	Load direction III: lateral load
III C <sub>0</sub>	94.000 N	Load direction III: lateral load
$M_{0x\ per}$	1.350 Nm	Max. permissible static moment per Carriage
$M_{0y\ per}$	1.850 Nm	Max. permissible static moment per Carriage
$M_{0z\ per}$	2.000 Nm	Max. permissible static moment per Carriage
$I_y$	670 cm <sup>4</sup>	Geometrical moments of inertia of Support Rail
$I_z$	384 cm <sup>4</sup>	Geometrical moments of inertia of Support Rail
$C_{a\ MU}$	29.700 N	Load capacity spindle nut dyn
$C_{0a\ MU}$	59.800 N	Load capacity spindle nut stat
$C_{a\ L}$	27.500 N	Load capacity fixed Spindle bearing dyn
$C_{0a\ L}$	55.000 N	Load capacity fixed Spindle bearing stat
$d_0$	32 mm	Spindle Diameter
P	20 mm	Spindle Pitch
$I_s$	6,43 kg*cm <sup>2</sup>	Mass moment of inertia of threaded Spindle
WN2	Ja	Second, non-driven Carriage



Ver detalles del producto en Medias

11.11.2025, 19:43:17 UTC

SCHAEFFLER

### Información adicional

---

ZKLF2575-2RS-PE Rolling Bearings

MM Drive System

2xKWSE25 Carriage