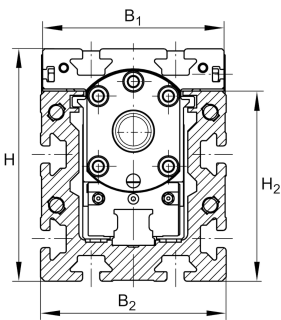
**MKKUBE20-200-KGT/5-FM-N** [↗](#)

Módulo lineal

Clamping actuators with four-row linear recirculating bearing and guideway assembly, monorail guidance system and ball screw drive. Basic design, two carriages driven in opposing directions with double nut and fixing slots in carriage.

Información técnica

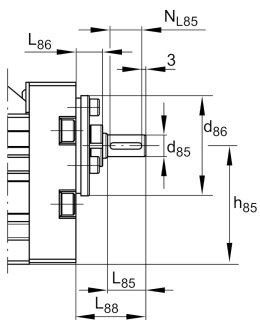
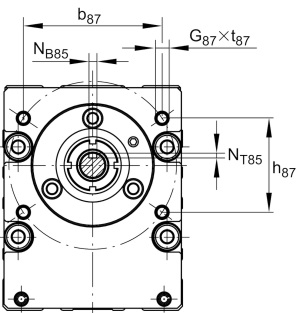
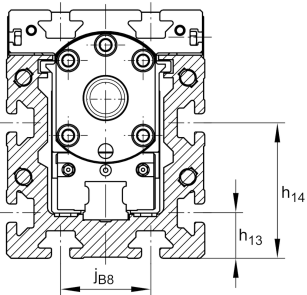
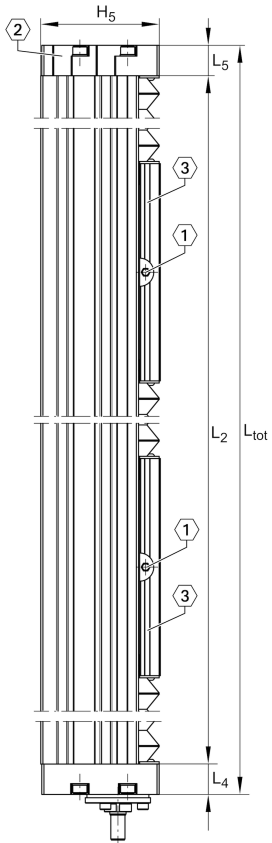


Variante de su producto actual

Size code	20	
Length of carriage	200	200 mm
Drive type	KGT	Ball screw drive
Spindle pitch	05	5 mm
Spindle nut design	FM	Flange nut & cylinder nut
Additional carriage	/	No additional carriage
Spindle support	/	None
Attachment to the carriage	N	T-Slots

Medidas principales y datos de rendimiento

L	200 mm	Length of Carriage
H	110 mm	Total Height
B 2	88 mm	Total Width



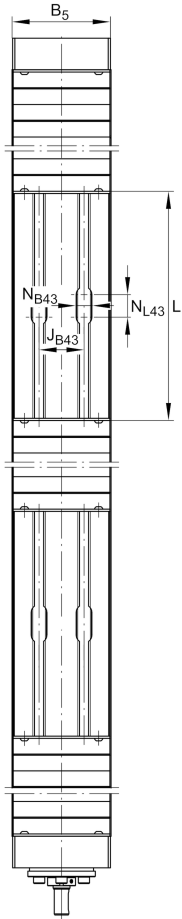
Medidas de montaje

B 1	86 mm	Width of Carriage
b 87	68 mm	
d 85	13 mm	
Tol d 85	h6	Tolerance
d 86	60 mm	
Tol d 86	h7	Tolerance
G 87	M6	Thread
h 13	20 mm	
h 14	60 mm	
h 85	71 mm	
h 87	46 mm	
J B43	40 mm	
j B8	40 mm	
L 2 max	5.850 mm	Maximum length of Support Rail
L 85	23 mm	
L 86	8 mm	
L 88	42 mm	
N B43	14 mm	
N B85	5 mm	Tolerance P9
N L43	20 mm	
N L85	18 mm	Length of Keyway
N T85	3,5 mm	Depth of Keyway
t 87	15 mm	Depth of Thread



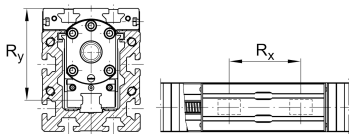
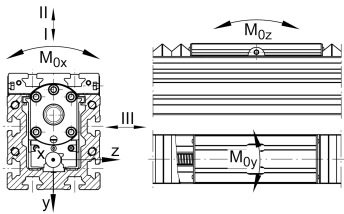
Medidas

B 5	87 mm	Width of End Plates
H 2	90 mm	Width of Support Rail
H 5	109 mm	
L 4	28 mm	
L 5	28 mm	



Datos técnicos

R_x	85 mm	
R_y	82,1 mm	
S	5 mm	Safety Distance
m_{LAW}	4,32 kg	Mass of Carriage
v_{max}	0,29 m/s	Maximum Speed
a_{max}	10 m/s ²	Maximum Acceleration
IC	21.300 N	Load direction I: compressive load
IC ₀	54.000 N	Load direction I: compressive load
II C	21.300 N	Load direction II: tensile load
II C ₀	54.000 N	Load direction II: tensile load
III C	21.300 N	Load direction III: lateral load
III C ₀	54.000 N	Load direction III: lateral load
$M_{0x\ per}$	580 Nm	Max. permissible static moment per Carriage
$M_{0y\ per}$	1.010 Nm	Max. permissible static moment per Carriage
$M_{0z\ per}$	1.220 Nm	Max. permissible static moment per Carriage
I_y	281 cm ⁴	Geometrical moments of inertia of Support Rail
I_z	219 cm ⁴	Geometrical moments of inertia of Support Rail
$C_{a\ MU}$	10.500 N	Load capacity spindle nut dyn
$C_{0a\ MU}$	16.600 N	Load capacity spindle nut stat
$C_{a\ L}$	17.900 N	Load capacity fixed Spindle bearing dyn
$C_{0a\ L}$	28.000 N	Load capacity fixed Spindle bearing stat
d_0	20 mm	Spindle Diameter
P	5 mm	Spindle Pitch
I_s	0,846 kg*cm ²	Mass moment of inertia of threaded Spindle
$M_{t\ max}$	32 Nm	Tightening torque





Información adicional

ZKLF1560-2RS-PE	Rolling Bearings
FM	Drive System
2xKWVE20-B-S	Carriage

Rango de temperatura

min	0 °C	Minimum operating Temperatur
max	80 °C	Maximum operating Temperatur