

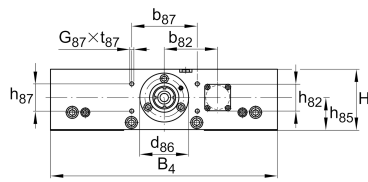


LTPG15-185-2050-F-0 [↗](#)

Mesa lineal

High precision linear tables with monorail guidance system and ball screw drive. Cast iron design, with single nut, without bellows.

Información técnica



Variante de su producto actual

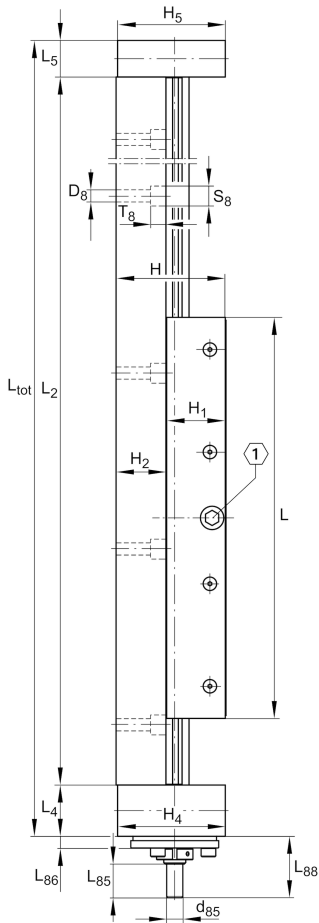
Size code	15	
Drive System	KGT	Ball screw drive
Length of carriage	185	185 mm
Spindle diameter	20	
Spindle pitch	50	50 mm
Bellow	0	No

n.r.

F	Spindle nut design
---	--------------------

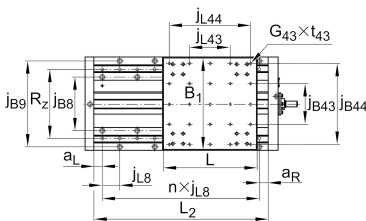
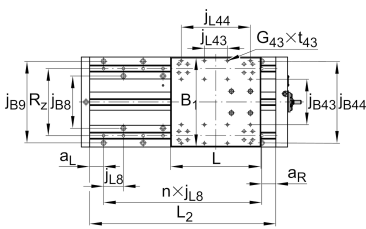
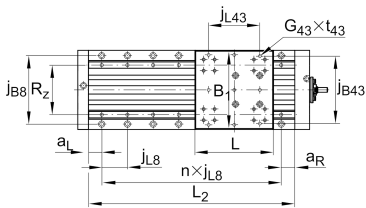
Medidas principales y datos de rendimiento

B 4	185 mm	Total Width
H	75 mm	Total Height
L	185 mm	Length of Carriage



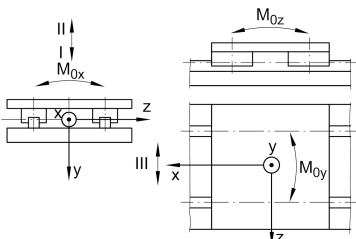
Medidas de montaje

b ₈₇	80 mm	
D ₈	9 mm	
d ₈₅	11 mm	
d ₈₆	60 mm	Tolerance -0,01
G ₄₃	M8x9	Thread
G ₈₇	M6	Thread
h ₈₅	40 mm	
h ₈₇	33 mm	Tolerance ±0,2
j _{B43}	164 mm	
j _{L43}	120 mm	
j _{B8}	160 mm	
j _{L8}	60 mm	
L ₈₅	23 mm	
L ₈₆	8 mm	
L ₈₈	42 mm	
S ₈	15 mm	
T ₈	11 mm	
t ₄₃	16 mm	Depth of Thread
t ₈₇	15 mm	Depth of Thread



Medidas

H ₁	40,5 mm	Height of Carriage
H ₂	34 mm	Height of Support Rail
H ₄	74,5 mm	Height of Bearing Housing
H ₅	74,5 mm	Height of Bearing Housing
L ₄	35 mm	Length of Bearing Housing with Drive System
L ₅	25 mm	Length of Bearing Housing without Drive System



La hoja de datos solo contiene una descripción general de los datos técnicos del producto seleccionado. Consulte la documentación adicional de este producto. Para más información, utilice el siguiente enlace en nuestra página web: [Formulario de contacto](#)





Datos técnicos

R_x	118 mm	
R_y	35 mm	
R_z	116 mm	
S	50 mm	Safety Distance
m_{LAW}	6,4 kg	Mass of Carriage
v_{max}	2,9 m/s	Maximum Speed
a_{max}	20 m/s ²	Maximum Acceleration
C_I	19.000 N	Load Direction I: Compressive Load
C_{0I}	58.000 N	Load Direction I: Compressive Load
C_{II}	19.000 N	Load Direction II: Tensile Load
C_{0II}	58.000 N	Load Direction II: Tensile Load
C_{III}	19.000 N	Load Direction III: Lateral Load
C_{0III}	58.000 N	Load Direction III: Lateral Load
$M_{0x\ per}$	3.050 Nm	Max. permissible static moment per Carriage
$M_{0y\ per}$	1.600 Nm	Max. permissible static moment per Carriage
$M_{0z\ per}$	1.600 Nm	Max. permissible static moment per Carriage
d_0	20 mm	Spindle Diameter
P	50 mm	Spindle Pitch
C	13.000 N	Capacidad de carga dinámica
C_0	24.600 N	Capacidad de carga estática
C_a	17.900 N	Load capacity fixed Spindle bearing dyn
C_{0a}	28.000 N	Load capacity fixed Spindle bearing stat



Información adicional

15 Nm	Max. drive torque for the drive spigot
2 x KUVE15-B-H	Carriage
ZKLF1560.2RS	Rolling Bearings (locating bearing)
0,05 mm	Repeat accuracy ±
0,85 kg*cm ²	Mass moment of inertia of threaded Spindle

Rango de temperatura

0 °C	Minimum operating Temperatur
80 °C	Maximum operating Temperatur