

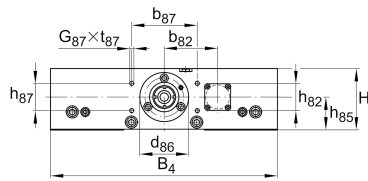


LTP25-325-3210-FM-0 [↗](#)

Mesa lineal

High precision linear tables with monorail guidance system and ball screw drive. Aluminium design, with double nut, without bellows.

Información técnica



Variante de su producto actual

Size code	25	
Drive System	KGT	Ball screw drive
Length of carriage	325	325 mm
Spindle diameter	32	
Spindle pitch	10	10 mm
Bellow	0	No

n.r.

FM	Spindle nut design
----	--------------------

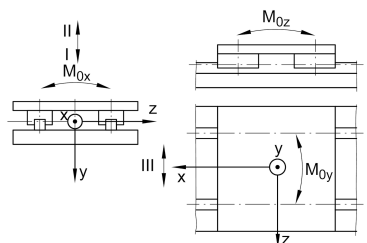
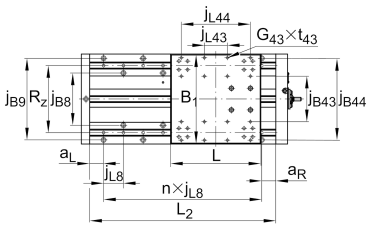
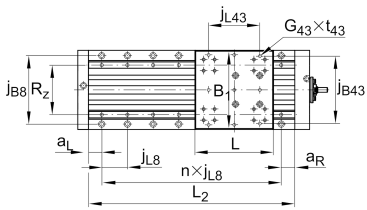
Medidas principales y datos de rendimiento

B ₄	325 mm	Total Width
H	100 mm	Total Height
L	325 mm	Length of Carriage



Medidas de montaje

b ₈₂	75 mm	
b ₈₇	96 mm	
D ₈	11 mm	
d ₈₅	19 mm	
d ₈₆	75 mm	Tolerance -0,01
G ₄₃	M8x25	Thread
G ₈₇	M8	Thread
h ₈₅	52 mm	
h ₈₇	44 mm	Tolerance ±0,2
j _{B43}	140 mm	
j _{L43}	140 mm	
j _{B44}	280 mm	
j _{B8}	185 mm	
j _{B9}	298 mm	
j _{L44}	280 mm	
j _{L8}	60 mm	
L ₈₅	40 mm	
L ₈₆	9 mm	
L ₈₈	65 mm	
S ₈	18 mm	
T ₈	13,5 mm	
t ₄₃	16 mm	Depth of Thread
t ₈₇	20 mm	Depth of Thread



La hoja de datos solo contiene una descripción general de los datos técnicos del producto seleccionado. Consulte la documentación adicional de este producto. Para más información, utilice el siguiente enlace en nuestra página web: [Formulario de contacto](#)





Medidas

H 1	55,5 mm	Height of Carriage
H 2	44 mm	Height of Support Rail
H 4	99,5 mm	Height of Bearing Housing
H 5	99,5 mm	Height of Bearing Housing
h 82	31 mm	
L 4	35 mm	Length of Bearing Housing with Drive System
L 5	30 mm	Length of Bearing Housing without Drive System



Datos técnicos

R _x	220 mm	
R _y	45,3 mm	
R _z	240 mm	
S	10 mm	Safety Distance
m _{LAW}	12,3 kg	Mass of Carriage
v _{max}	0,43 m/s	Maximum Speed
a _{max}	10 m/s ²	Maximum Acceleration
C _I	73.900 N	Load Direction I: Compressive Load
C _{0 I}	268.000 N	Load Direction I: Compressive Load
C _{II}	60.400 N	Load Direction II: Tensile Load
C _{0 II}	172.000 N	Load Direction II: Tensile Load
C _{III}	56.200 N	Load Direction III: Lateral Load
C _{0 III}	184.000 N	Load Direction III: Lateral Load
M _{0x per}	18.000 Nm	Max. permissible static moment per Carriage
M _{0y per}	10.400 Nm	Max. permissible static moment per Carriage
M _{0z per}	10.400 Nm	Max. permissible static moment per Carriage
d ₀	32 mm	Spindle Diameter
P	10 mm	Spindle Pitch
C	33.400 N	Capacidad de carga dinámica
C ₀	54.500 N	Capacidad de carga estática
C _a	27.500 N	Load capacity fixed Spindle bearing dyn
C _{0a}	55.000 N	Load capacity fixed Spindle bearing stat



Información adicional

50 Nm	Max. drive torque for the drive spigot
2 x KUSE25-H	Carriage
ZKLF2575.2RS	Rolling Bearings (locating bearing)
0,025 mm	Repeat accuracy ±
6,43 kg*cm ²	Mass moment of inertia of threaded Spindle

Rango de temperatura

0 °C	Minimum operating Temperatur
80 °C	Maximum operating Temperatur