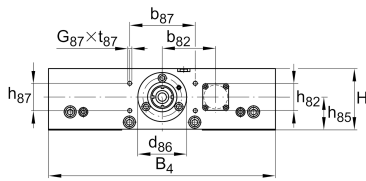


**LTP25-325-3205-F-0** [↗](#)**Mesa lineal**

High precision linear tables with monorail guidance system and ball screw drive. Aluminium design, with single nut, without bellows.

Información técnica**Variante de su producto actual**

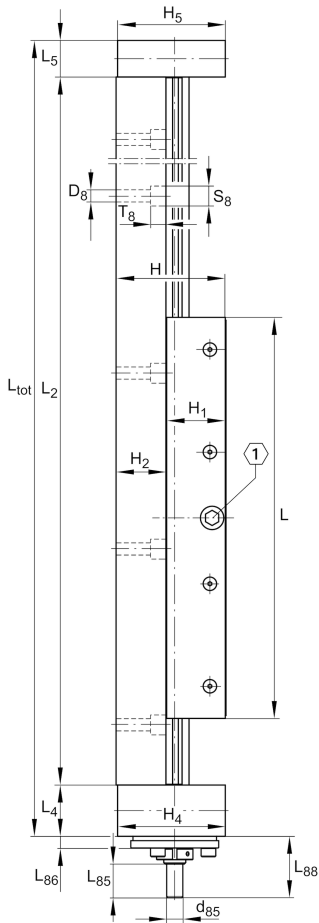
Size code	25	
Drive System	KGT	Ball screw drive
Length of carriage	325	325 mm
Spindle diameter	32	
Spindle pitch	05	5 mm
Bellow	0	No

n.r.

F	Spindle nut design
---	--------------------

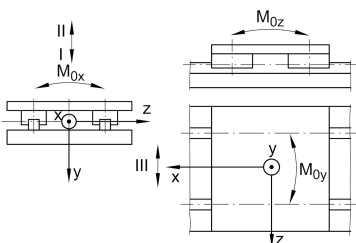
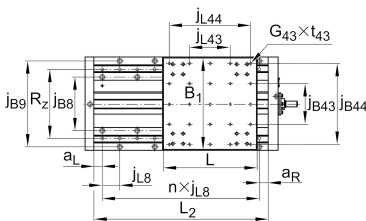
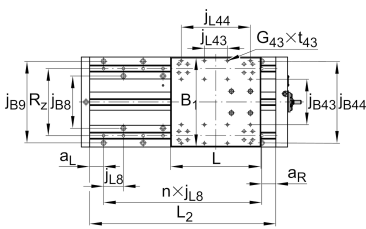
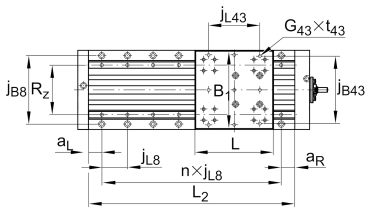
Medidas principales y datos de rendimiento

B ₄	325 mm	Total Width
H	100 mm	Total Height
L	325 mm	Length of Carriage



Medidas de montaje

b 82	75 mm	
b 87	96 mm	
D 8	11 mm	
d 85	19 mm	
d 86	75 mm	Tolerance -0,01
G 43	M8x25	Thread
G 87	M8	Thread
h 85	52 mm	
h 87	44 mm	Tolerance ±0,2
j B43	140 mm	
j L43	140 mm	
j B44	280 mm	
j B8	185 mm	
j B9	298 mm	
j L44	280 mm	
j L8	60 mm	
L 85	40 mm	
L 86	9 mm	
L 88	65 mm	
S 8	18 mm	
T 8	13,5 mm	
t 43	16 mm	Depth of Thread
t 87	20 mm	Depth of Thread



La hoja de datos solo contiene una descripción general de los datos técnicos del producto seleccionado. Consulte la documentación adicional de este producto. Para más información, utilice el siguiente enlace en nuestra página web: [Formulario de contacto](#)





Medidas

H 1	55,5 mm	Height of Carriage
H 2	44 mm	Height of Support Rail
H 4	99,5 mm	Height of Bearing Housing
H 5	99,5 mm	Height of Bearing Housing
h 82	31 mm	
L 4	35 mm	Length of Bearing Housing with Drive System
L 5	30 mm	Length of Bearing Housing without Drive System



Datos técnicos

R_x	220 mm	
R_y	45,3 mm	
R_z	240 mm	
S	5 mm	Safety Distance
m_{LAW}	12,3 kg	Mass of Carriage
v_{max}	0,215 m/s	Maximum Speed
a_{max}	20 m/s ²	Maximum Acceleration
C_I	73.900 N	Load Direction I: Compressive Load
C_{0I}	268.000 N	Load Direction I: Compressive Load
C_{II}	60.400 N	Load Direction II: Tensile Load
C_{0II}	172.000 N	Load Direction II: Tensile Load
C_{III}	56.200 N	Load Direction III: Lateral Load
C_{0III}	184.000 N	Load Direction III: Lateral Load
$M_{0x\ per}$	18.000 Nm	Max. permissible static moment per Carriage
$M_{0y\ per}$	10.400 Nm	Max. permissible static moment per Carriage
$M_{0z\ per}$	10.400 Nm	Max. permissible static moment per Carriage
d_0	32 mm	Spindle Diameter
P	5 mm	Spindle Pitch
C	21.500 N	Capacidad de carga dinámica
C_0	49.300 N	Capacidad de carga estática
C_a	27.500 N	Load capacity fixed Spindle bearing dyn
C_{0a}	55.000 N	Load capacity fixed Spindle bearing stat



Información adicional

50 Nm	Max. drive torque for the drive spigot
2 x KUSE25-H	Carriage
ZKLF2575.2RS	Rolling Bearings (locating bearing)
0,05 mm	Repeat accuracy ±
6,43 kg*cm ²	Mass moment of inertia of threaded Spindle

Rango de temperatura

0 °C	Minimum operating Temperatur
80 °C	Maximum operating Temperatur