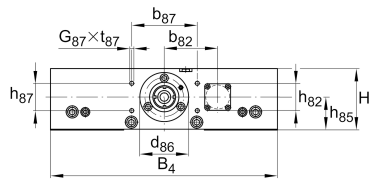


### LTP15-275-2050-F-0 [🔗](#)

#### Mesa lineal

High precision linear tables with monorail guidance system and ball screw drive. Aluminium design, with single nut, without bellows.

## Información técnica



### Variante de su producto actual

Size code	15	
Drive System	KGT	Ball screw drive
Length of carriage	275	275 mm
Spindle diameter	20	
Spindle pitch	50	50 mm
Bellow	0	No

### n.r.

F	Spindle nut design
---	--------------------

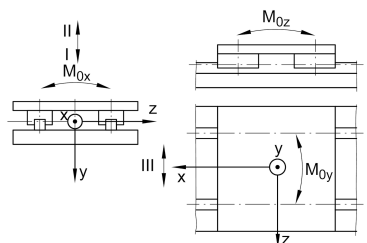
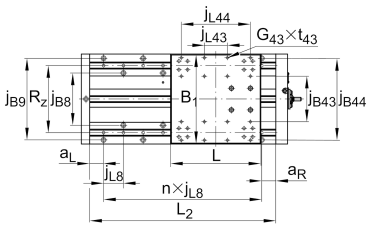
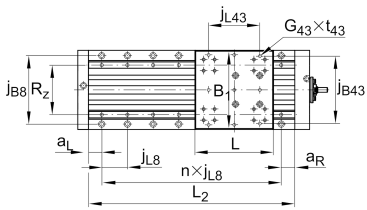
### Medidas principales y datos de rendimiento

B <sub>4</sub>	275 mm	Total Width
H	75 mm	Total Height
L	275 mm	Length of Carriage




**Medidas de montaje**

b 82	65 mm	
b 87	80 mm	
D 8	9 mm	
d 85	11 mm	
d 86	60 mm	Tolerance -0,01
G 43	M8x16	Thread
G 87	M6	Thread
h 85	40 mm	
h 87	33 mm	Tolerance ±0,2
j B43	140 mm	
j L43	70 mm	
j B44	252 mm	
j B8	160 mm	
j B9	250 mm	
j L44	210 mm	
j L8	60 mm	
L 85	23 mm	
L 86	8 mm	
L 88	42 mm	
S 8	15 mm	
T 8	11 mm	
t 43	16 mm	Depth of Thread
t 87	15 mm	Depth of Thread



La hoja de datos solo contiene una descripción general de los datos técnicos del producto seleccionado. Consulte la documentación adicional de este producto. Para más información, utilice el siguiente enlace en nuestra página web: [Formulario de contacto](#)





### Medidas

H 1	40,5 mm	Height of Carriage
H 2	34 mm	Height of Support Rail
H 4	74,5 mm	Height of Bearing Housing
H 5	74,5 mm	Height of Bearing Housing
h 82	31 mm	
L 4	35 mm	Length of Bearing Housing with Drive System
L 5	25 mm	Length of Bearing Housing without Drive System



### Datos técnicos

$R_x$	198 mm	
$R_y$	35 mm	
$R_z$	206 mm	
S	50 mm	Safety Distance
$m_{LAW}$	6,4 kg	Mass of Carriage
$v_{max}$	2,9 m/s	Maximum Speed
$a_{max}$	20 m/s <sup>2</sup>	Maximum Acceleration
$C_I$	19.000 N	Load Direction I: Compressive Load
$C_{0I}$	58.000 N	Load Direction I: Compressive Load
$C_{II}$	19.000 N	Load Direction II: Tensile Load
$C_{0II}$	58.000 N	Load Direction II: Tensile Load
$C_{III}$	19.000 N	Load Direction III: Lateral Load
$C_{0III}$	58.000 N	Load Direction III: Lateral Load
$M_{0x\ per}$	5.650 Nm	Max. permissible static moment per Carriage
$M_{0y\ per}$	4.100 Nm	Max. permissible static moment per Carriage
$M_{0z\ per}$	4.100 Nm	Max. permissible static moment per Carriage
$d_0$	20 mm	Spindle Diameter
P	50 mm	Spindle Pitch
C	13.000 N	Capacidad de carga dinámica
$C_0$	24.600 N	Capacidad de carga estática
$C_a$	17.900 N	Load capacity fixed Spindle bearing dyn
$C_{0a}$	28.000 N	Load capacity fixed Spindle bearing stat



### Información adicional

15 Nm	Max. drive torque for the drive spigot
2 x KUVE15-B-H	Carriage
ZKLF1560.2RS	Rolling Bearings (locating bearing)
0,05 mm	Repeat accuracy ±
0,85 kg*cm <sup>2</sup>	Mass moment of inertia of threaded Spindle

### Rango de temperatura

0 °C	Minimum operating Temperatur
80 °C	Maximum operating Temperatur