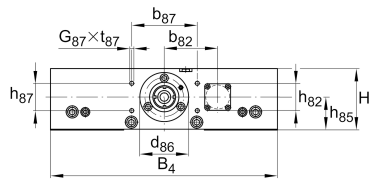


LTP15-275-2010-FM-0 [↗](#)

Mesa lineal

High precision linear tables with monorail guidance system and ball screw drive. Aluminium design, with double nut, without bellows.

Información técnica



Variante de su producto actual

| | | |
|--------------------|-----|------------------|
| Size code | 15 | |
| Drive System | KGT | Ball screw drive |
| Length of carriage | 275 | 275 mm |
| Spindle diameter | 20 | |
| Spindle pitch | 10 | 10 mm |
| Bellow | 0 | No |

n.r.

| | |
|----|--------------------|
| FM | Spindle nut design |
|----|--------------------|

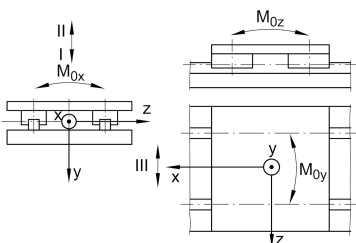
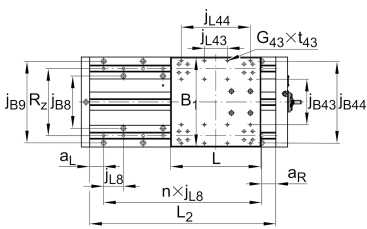
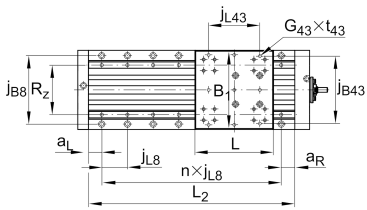
Medidas principales y datos de rendimiento

| | | |
|----------------|--------|--------------------|
| B ₄ | 275 mm | Total Width |
| H | 75 mm | Total Height |
| L | 275 mm | Length of Carriage |



Medidas de montaje

| | | |
|-------|--------|-----------------|
| b 82 | 65 mm | |
| b 87 | 80 mm | |
| D 8 | 9 mm | |
| d 85 | 11 mm | |
| d 86 | 60 mm | Tolerance -0,01 |
| G 43 | M8x16 | Thread |
| G 87 | M6 | Thread |
| h 85 | 40 mm | |
| h 87 | 33 mm | Tolerance ±0,2 |
| j B43 | 140 mm | |
| j L43 | 70 mm | |
| j B44 | 252 mm | |
| j B8 | 160 mm | |
| j B9 | 250 mm | |
| j L44 | 210 mm | |
| j L8 | 60 mm | |
| L 85 | 23 mm | |
| L 86 | 8 mm | |
| L 88 | 42 mm | |
| S 8 | 15 mm | |
| T 8 | 11 mm | |
| t 43 | 16 mm | Depth of Thread |
| t 87 | 15 mm | Depth of Thread |



La hoja de datos solo contiene una descripción general de los datos técnicos del producto seleccionado. Consulte la documentación adicional de este producto. Para más información, utilice el siguiente enlace en nuestra página web: Formulario de contacto





Medidas

| | | |
|------|---------|--|
| H 1 | 40,5 mm | Height of Carriage |
| H 2 | 34 mm | Height of Support Rail |
| H 4 | 74,5 mm | Height of Bearing Housing |
| H 5 | 74,5 mm | Height of Bearing Housing |
| h 82 | 31 mm | |
| L 4 | 35 mm | Length of Bearing Housing with Drive System |
| L 5 | 25 mm | Length of Bearing Housing without Drive System |



Datos técnicos

| | | |
|---------------|---------------------|---|
| R_x | 198 mm | |
| R_y | 35 mm | |
| R_z | 206 mm | |
| S | 10 mm | Safety Distance |
| m_{LAW} | 6,4 kg | Mass of Carriage |
| v_{max} | 0,5 m/s | Maximum Speed |
| a_{max} | 10 m/s ² | Maximum Acceleration |
| C_I | 19.000 N | Load Direction I: Compressive Load |
| C_{0I} | 58.000 N | Load Direction I: Compressive Load |
| C_{II} | 19.000 N | Load Direction II: Tensile Load |
| C_{0II} | 58.000 N | Load Direction II: Tensile Load |
| C_{III} | 19.000 N | Load Direction III: Lateral Load |
| C_{0III} | 58.000 N | Load Direction III: Lateral Load |
| $M_{0x\ per}$ | 5.650 Nm | Max. permissible static moment per Carriage |
| $M_{0y\ per}$ | 4.100 Nm | Max. permissible static moment per Carriage |
| $M_{0z\ per}$ | 4.100 Nm | Max. permissible static moment per Carriage |
| d_0 | 20 mm | Spindle Diameter |
| P | 10 mm | Spindle Pitch |
| C | 12.700 N | Capacidad de carga dinámica |
| C_0 | 22.100 N | Capacidad de carga estática |
| C_a | 17.900 N | Load capacity fixed Spindle bearing dyn |
| C_{0a} | 28.000 N | Load capacity fixed Spindle bearing stat |



Información adicional

| | |
|-------------------------|--|
| 15 Nm | Max. drive torque for the drive spigot |
| 2 x KUVE15-B-H | Carriage |
| ZKLF1560.2RS | Rolling Bearings (locating bearing) |
| 0,025 mm | Repeat accuracy ± |
| 0,85 kg*cm ² | Mass moment of inertia of threaded Spindle |

Rango de temperatura

| | |
|-------|------------------------------|
| 0 °C | Minimum operating Temperatur |
| 80 °C | Maximum operating Temperatur |