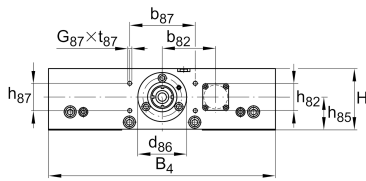


**LTP15-185-2005-F-1** [↗](#)**Mesa lineal**

High precision linear tables with monorail guidance system and ball screw drive. Aluminium design, with single nut, with bellows.

**Información técnica****Variante de su producto actual**

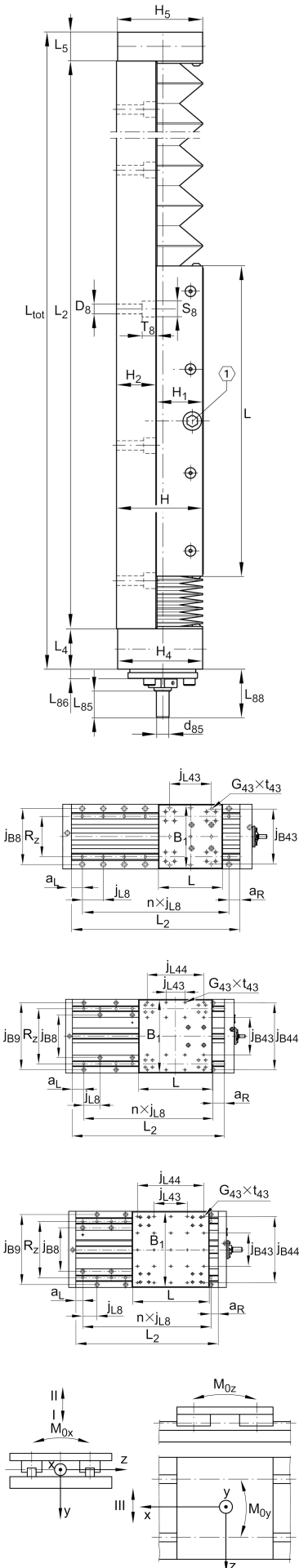
Size code	15	
Drive System	KGT	Ball screw drive
Length of carriage	185	185 mm
Spindle diameter	20	
Spindle pitch	05	5 mm
Bellow	1	Yes

**n.r.**

F	Spindle nut design
---	--------------------

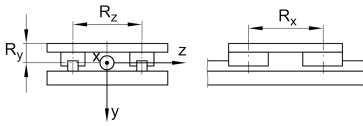
**Medidas principales y datos de rendimiento**

B <sub>4</sub>	185 mm	Total Width
H	75 mm	Total Height
L	185 mm	Length of Carriage



## Medidas de montaje

b <sub>87</sub>	80 mm	
D <sub>8</sub>	9 mm	
d <sub>85</sub>	11 mm	
d <sub>86</sub>	60 mm	Tolerance -0,01
G <sub>43</sub>	M8x9	Thread
G <sub>87</sub>	M6	Thread
h <sub>85</sub>	40 mm	
h <sub>87</sub>	33 mm	Tolerance ±0,2
j <sub>B43</sub>	164 mm	
j <sub>L43</sub>	120 mm	
j <sub>B8</sub>	160 mm	
j <sub>L8</sub>	60 mm	
L <sub>85</sub>	23 mm	
L <sub>86</sub>	8 mm	
L <sub>88</sub>	42 mm	
S <sub>8</sub>	15 mm	
T <sub>8</sub>	11 mm	
t <sub>43</sub>	16 mm	Depth of Thread
t <sub>87</sub>	15 mm	Depth of Thread



### Medidas

B <sub>B</sub>	28 mm	Length of Bellows Fastener
F <sub>BL</sub>	1,35	Effective length factor of bellow
H <sub>1</sub>	40,5 mm	Height of Carriage
H <sub>2</sub>	34 mm	Height of Support Rail
H <sub>4</sub>	74,5 mm	Height of Bearing Housing
H <sub>5</sub>	74,5 mm	Height of Bearing Housing
L <sub>4</sub>	35 mm	Length of Bearing Housing with Drive System
L <sub>5</sub>	25 mm	Length of Bearing Housing without Drive System



### Datos técnicos

$R_x$	118 mm	
$R_y$	35 mm	
$R_z$	116 mm	
S	5 mm	Safety Distance
$m_{LAW}$	3,5 kg	Mass of Carriage
$v_{max}$	0,29 m/s	Maximum Speed
$a_{max}$	20 m/s <sup>2</sup>	Maximum Acceleration
$C_I$	19.000 N	Load Direction I: Compressive Load
$C_{0I}$	58.000 N	Load Direction I: Compressive Load
$C_{II}$	19.000 N	Load Direction II: Tensile Load
$C_{0II}$	58.000 N	Load Direction II: Tensile Load
$C_{III}$	19.000 N	Load Direction III: Lateral Load
$C_{0III}$	58.000 N	Load Direction III: Lateral Load
$M_{0x\ per}$	3.050 Nm	Max. permissible static moment per Carriage
$M_{0y\ per}$	1.600 Nm	Max. permissible static moment per Carriage
$M_{0z\ per}$	1.600 Nm	Max. permissible static moment per Carriage
$d_0$	20 mm	Spindle Diameter
P	5 mm	Spindle Pitch
C	10.500 N	Capacidad de carga dinámica
$C_0$	16.600 N	Capacidad de carga estática
$C_a$	17.900 N	Load capacity fixed Spindle bearing dyn
$C_{0a}$	28.000 N	Load capacity fixed Spindle bearing stat



### Información adicional

15 Nm	Max. drive torque for the drive spigot
2 x KUVE15-B-H	Carriage
ZKLF1560.2RS	Rolling Bearings (locating bearing)
0,05 mm	Repeat accuracy ±
0,85 kg*cm <sup>2</sup>	Mass moment of inertia of threaded Spindle

### Rango de temperatura

0 °C	Minimum operating Temperatur
80 °C	Maximum operating Temperatur