**LTE50-280-A-3210-MM-0**

Mesa lineal

Linear tables with closed shaft guidance system and ball screw drive, with shaft support block type A, without bellows, with double nut

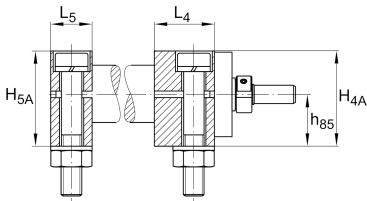
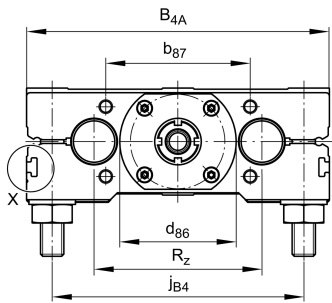
Información técnica

Variante de su producto actual

| | | |
|--------------------|-----|---------------------|
| Size code | 50 | |
| Length of carriage | 280 | 280 mm |
| Version | A | |
| Drive type | KGT | Ball screw drive |
| Spindle pitch | 10 | 10 mm |
| Spindle diameter | 32 | 32mm |
| Spindle nut design | MM | Double cylinder nut |
| Bellow | 0 | No |

Medidas principales y datos de rendimiento

| | | |
|----------------|--------|--------------------|
| B ₁ | 280 mm | Total Width |
| H | 100 mm | Total Height |
| L | 280 mm | Length of Carriage |





Medidas de montaje

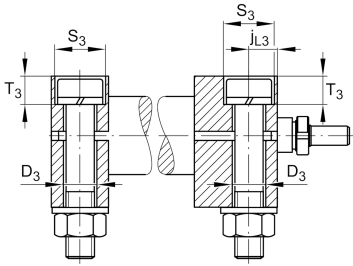
| | | |
|-------|---------|-------------------------------|
| B 4A | 280 mm | Width of Shaft Support Blocks |
| b 87 | 62 mm | Tolerance $\pm 0,2$ |
| D 3 | 17,5 mm | |
| d 85 | 16 mm | Tolerance h7 |
| d 86 | 72 mm | Tolerance g7 |
| G 43 | M16 | Thread |
| G 87 | M8x18 | Thread |
| h 85 | 52 mm | |
| h 87 | 62 mm | Tolerance $\pm 0,2$ |
| J B43 | 250 mm | |
| J L43 | 250 mm | |
| j B4 | 240 mm | |
| j L3 | 15 mm | |
| K 43 | M12 | Thread |
| L 85 | 23 mm | |
| L 86 | 9 mm | |
| L 88 | 46 mm | |
| S 3 | 26 mm | |
| T 3 | 21 mm | |
| t 43 | 34 mm | Depth of Thread |



Medidas



| | | |
|------|-------|--|
| H 1 | 96 mm | Height of Carriage |
| H 4A | 96 mm | Height of Shaft Support Blocks |
| H 5A | 96 mm | Height of Shaft Support Blocks |
| h 1 | 48 mm | |
| L 4 | 42 mm | Length of Shaft Support Block with Drive System |
| L 5 | 30 mm | Length of Shaft Support Block without drive System |
| D 7 | 50 mm | Ø Shaft, Tolerance h7 |

**Datos técnicos**

| | | |
|---------------------|---------------------|---|
| R _X | 163 mm | |
| R _Z | 152 mm | |
| S | 10 mm | Safety Distance |
| m _{LAW} | 16,5 kg | Mass of Carriage |
| v _{max} | 0,5 m/s | Maximum Speed |
| a _{max} | 10 m/s ² | Maximum Acceleration |
| C _I | 22.950 N | Load direction I: compressive load |
| C _{0I} | 25.200 N | Load direction I: compressive load |
| C _{II} | 22.950 N | Load direction II: tensile load |
| C _{0II} | 25.200 N | Load direction II: tensile load |
| C _{III} | 22.950 N | Load direction III: lateral load |
| C _{0III} | 25.200 N | Load direction III: lateral load |
| M _{0x per} | 1.904 Nm | Max. permissible static moment per Carriage |
| M _{0y per} | 1.736 Nm | Max. permissible static moment per Carriage |
| M _{0z per} | 1.510 Nm | Max. permissible static moment per Carriage |
| d ₀ | 32 mm | Spindle Diameter |
| P | 10 mm | Spindle Pitch |
| C | 33.400 N | Load capacity Spindle Nut dyn |
| C ₀ | 54.500 N | Load capacity Spindle Nut stat |
| C _a | 26.000 N | Load capacity fixed Spindle bearing dyn |
| C _{0a} | 47.000 N | Load capacity fixed Spindle bearing stat |

Información adicional

| | |
|-------------------------|--|
| 50 Nm | Max. permissible drive torque |
| KB50-P | Linear Ball Bearings |
| ZKLN2052-2RS-PE | Rolling Bearings (locating bearing) |
| 0,025 mm | Repeat accuracy ± |
| 6,43 kg*cm ² | Mass moment of inertia of threaded Spindle |



Rango de temperatura

0 °C

Minimum operating Temperatur

80 °C

Maximum operating Temperatur