



### LTE40-230-A-2505-M-1 [↗](#)

#### Mesa lineal

Linear tables with closed shaft guidance system and ball screw drive, with shaft support block type A, with bellows, with single nut

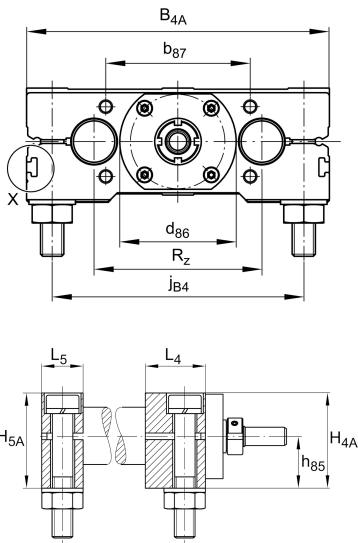
### Información técnica

#### Variante de su producto actual

Size code	40	indicación de tamaño
Length of carriage	230	230 mm
Version	A	
Drive type	KGT	Ball screw drive
Spindle pitch	05	5 mm
Spindle diameter	25	25mm
Spindle nut design	M	Cylinder nut
Bellow	1	Yes

#### Medidas principales y datos de rendimiento

B <sub>1</sub>	230 mm	Total Width
H	84 mm	Total Height
L	230 mm	Length of Carriage



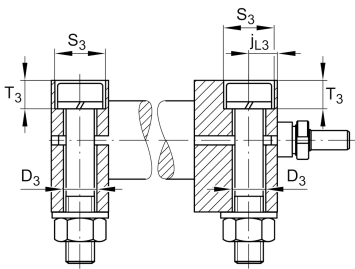
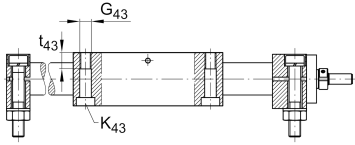
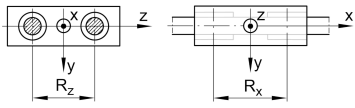


**Medidas de montaje**

B 4A	230 mm	Width of Shaft Support Blocks
b 87	68 mm	Tolerance $\pm 0,2$
D 3	17,5 mm	
d 85	16 mm	Tolerance h7
d 86	66 mm	Tolerance g7
G 43	M16	Thread
G 87	M8x18	Thread
h 85	44 mm	
h 87	56 mm	Tolerance $\pm 0,2$
J B43	202 mm	
J L43	202 mm	
j B4	190 mm	
j L3	15 mm	
K 43	M12	Thread
L 85	23 mm	
L 86	9 mm	
L 88	46 mm	
S 3	26 mm	
T 3	14,5 mm	
t 43	34 mm	Depth of Thread



**Medidas**



B B	22 mm	Length of Bellows Fastener
F <sub>BL</sub>	1,28	Effective length factor of bellow
H <sub>1</sub>	80 mm	Height of Carriage
H <sub>4A</sub>	80 mm	Height of Shaft Support Blocks
H <sub>5A</sub>	80 mm	Height of Shaft Support Blocks
h <sub>1</sub>	40 mm	
L <sub>4</sub>	39 mm	Length of Shaft Support Block with Drive System
L <sub>5</sub>	30 mm	Length of Shaft Support Block without drive System
D <sub>7</sub>	40 mm	Ø Shaft, Tolerance h7



### Datos técnicos

R <sub>x</sub>	134 mm	
R <sub>z</sub>	122 mm	
S	5 mm	Safety Distance
m <sub>LAW</sub>	10,4 kg	Mass of Carriage
v <sub>max</sub>	0,25 m/s	Maximum Speed
a <sub>max</sub>	20 m/s <sup>2</sup>	Maximum Acceleration
C <sub>I</sub>	15.830 N	Load direction I: compressive load
C <sub>0I</sub>	17.600 N	Load direction I: compressive load
C <sub>II</sub>	15.830 N	Load direction II: tensile load
C <sub>0II</sub>	17.600 N	Load direction II: tensile load
C <sub>III</sub>	15.830 N	Load direction III: lateral load
C <sub>0III</sub>	17.600 N	Load direction III: lateral load
M <sub>0x per</sub>	1.080 Nm	Max. permissible static moment per Carriage
M <sub>0y per</sub>	970 Nm	Max. permissible static moment per Carriage
M <sub>0z per</sub>	876 Nm	Max. permissible static moment per Carriage
d <sub>0</sub>	25 mm	Spindle Diameter
P	5 mm	Spindle Pitch
C	12.300 N	Load capacity Spindle Nut dyn
C <sub>0</sub>	22.500 N	Load capacity Spindle Nut stat
C <sub>a</sub>	18.800 N	Load capacity fixed Spindle bearing dyn
C <sub>0a</sub>	31.000 N	Load capacity fixed Spindle bearing stat

### Información adicional

12 Nm	Max. permissible drive torque
KB40-P	Linear Ball Bearings
ZKLN1747-2RS-PE	Rolling Bearings (locating bearing)
0,05 mm	Repeat accuracy ±
2,25 kg*cm <sup>2</sup>	Mass moment of inertia of threaded Spindle



### Rango de temperatura

---

0 °C

Minimum operating Temperatur

80 °C

Maximum operating Temperatur