

**LTE30-180-A-2005-MM-1** **Mesa lineal**

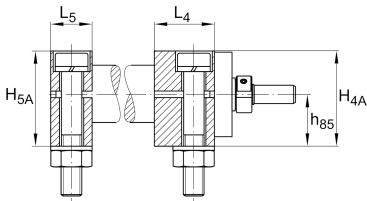
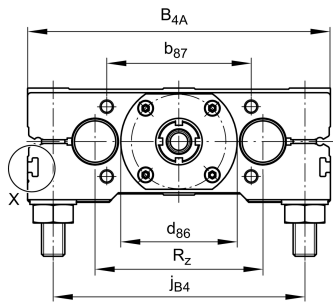
Linear tables with closed shaft guidance system and ball screw drive, with shaft support block type A, with bellows, with double nut

Información técnica**Variante de su producto actual**

Size code	30	
Length of carriage	180	180 mm
Version	A	
Drive type	KGT	Ball screw drive
Spindle pitch	05	5 mm
Spindle diameter	20	20mm
Spindle nut design	MM	Double cylinder nut
Bellow	1	Yes

Medidas principales y datos de rendimiento

B ₁	180 mm	Total Width
H	67 mm	Total Height
L	180 mm	Length of Carriage



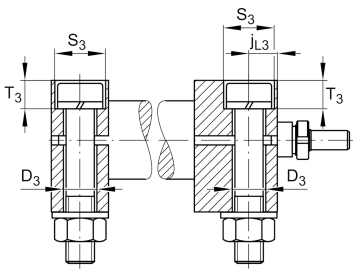
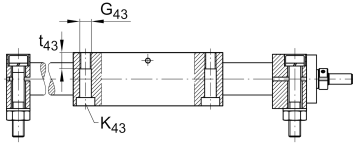


Medidas de montaje

B 4A	180 mm	Width of Shaft Support Blocks
b 87	68 mm	Tolerance $\pm 0,2$
D 3	13,5 mm	
d 85	10 mm	Tolerance h7
d 86	60 mm	Tolerance g7
G 43	M12	Thread
G 87	M6x15	Thread
h 85	35 mm	
h 87	44 mm	Tolerance $\pm 0,2$
J B43	158 mm	
J L43	158 mm	
j B4	150 mm	
j L3	12,5 mm	
K 43	M10	Thread
L 85	18 mm	
L 86	9 mm	
L 88	36,5 mm	
S 3	20 mm	
T 3	15,5 mm	
t 43	26 mm	Depth of Thread



Medidas



B B	21 mm	Length of Bellows Fastener
F _{BL}	1,27	Effective length factor of bellow
H ₁	64 mm	Height of Carriage
H _{4A}	64 mm	Height of Shaft Support Blocks
H _{5A}	64 mm	Height of Shaft Support Blocks
h ₁	32 mm	
L ₄	38 mm	Length of Shaft Support Block with Drive System
L ₅	25 mm	Length of Shaft Support Block without drive System
D ₇	30 mm	Ø Shaft, Tolerance h7



Datos técnicos

R _x	98,6 mm	
R _z	96 mm	
S	5 mm	Safety Distance
m _{LAW}	5,04 kg	Mass of Carriage
v _{max}	0,29 m/s	Maximum Speed
a _{max}	10 m/s ²	Maximum Acceleration
C _I	9.500 N	Load direction I: compressive load
C _{0I}	11.400 N	Load direction I: compressive load
C _{II}	9.500 N	Load direction II: tensile load
C _{0II}	11.400 N	Load direction II: tensile load
C _{III}	9.500 N	Load direction III: lateral load
C _{0III}	11.400 N	Load direction III: lateral load
M _{0x per}	540 Nm	Max. permissible static moment per Carriage
M _{0y per}	503 Nm	Max. permissible static moment per Carriage
M _{0z per}	393 Nm	Max. permissible static moment per Carriage
d ₀	20 mm	Spindle Diameter
P	5 mm	Spindle Pitch
C	10.500 N	Load capacity Spindle Nut dyn
C ₀	16.600 N	Load capacity Spindle Nut stat
C _a	17.900 N	Load capacity fixed Spindle bearing dyn
C _{0a}	28.000 N	Load capacity fixed Spindle bearing stat

Información adicional

17 Nm	Max. permissible drive torque
KB30-P	Linear Ball Bearings
ZKLN1545-2RS-PE	Rolling Bearings (locating bearing)
0,025 mm	Repeat accuracy ±
0,846 kg*cm ²	Mass moment of inertia of threaded Spindle



Rango de temperatura

0 °C

Minimum operating Temperatur

80 °C

Maximum operating Temperatur