

**LTE30-180-A-1** [↗](#)

Mesa lineal

Linear tables with closed shaft guidance system, without drive, with shaft support block type A, with bellows

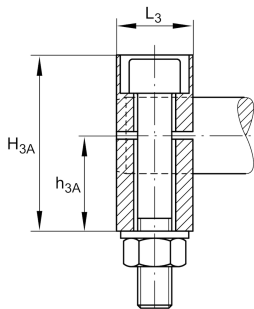
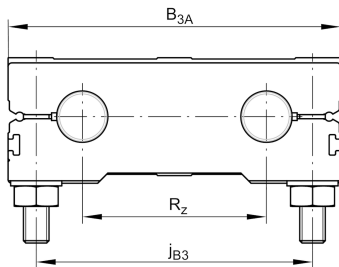
Información técnica

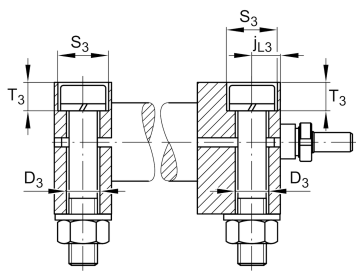
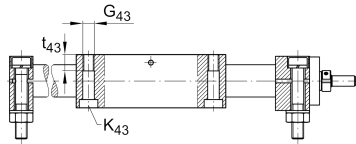
Variante de su producto actual

Size code	30	
Length of carriage	180	180 mm
Version	A	
Drive type	OA	Without drive
Bellow	1	Yes

Medidas principales y datos de rendimiento

B ₁	180 mm	Total Width
H	67 mm	Total Height
L	180 mm	Length of Carriage



**Datos técnicos**

R X	98,6 mm	
R Z	96 mm	
S	0 mm	Safety Distance
m LAW	5,1 kg	Mass of Carriage
v max	5 m/s	Maximum Speed
a max	50 m/s ²	Maximum Acceleration
C I	9.500 N	Load direction I: compressive load
C 0I	11.400 N	Load direction I: compressive load
C II	9.500 N	Load direction II: tensile load
C 0II	11.400 N	Load direction II: tensile load
C III	9.500 N	Load direction III: lateral load
C 0III	11.400 N	Load direction III: lateral load
M 0x per	540 Nm	Max. permissible static moment per Carriage
M 0y per	503 Nm	Max. permissible static moment per Carriage
M 0z per	393 Nm	Max. permissible static moment per Carriage

Información adicional

KB30-P

Linear Ball Bearings

Rango de temperatura

0 °C

Minimum operating Temperatur

80 °C

Maximum operating Temperatur