

**LTE25-160-A-1610-M-1** [↗](#)

## Mesa lineal

Linear tables with closed shaft guidance system and ball screw drive, with shaft support block type A, with bellows, with single nut

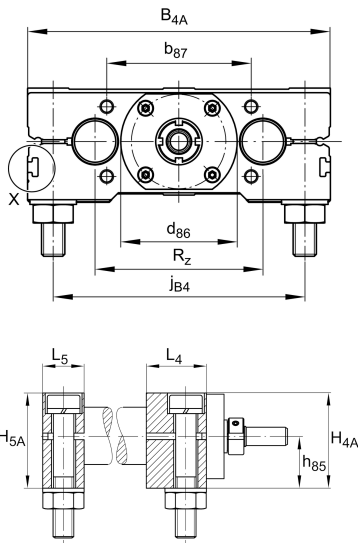
## Información técnica

## Variante de su producto actual

Size code	25	
Length of carriage	160	160 mm
Version	A	
Drive type	KGT	Ball screw drive
Spindle pitch	10	10 mm
Spindle diameter	16	16mm
Spindle nut design	M	Cylinder nut
Bellow	1	Yes

## Medidas principales y datos de rendimiento

B <sub>1</sub>	160 mm	Total Width
H	58 mm	Total Height
L	160 mm	Length of Carriage



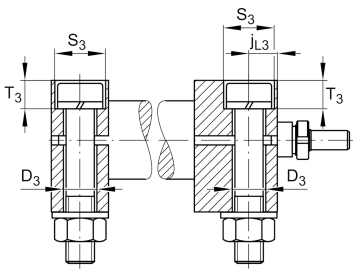
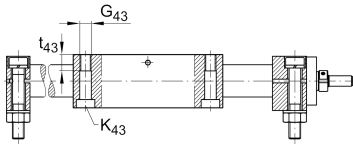


**Medidas de montaje**

B 4A	160 mm	Width of Shaft Support Blocks
b 87	64 mm	Tolerance $\pm 0,2$
D 3	13,5 mm	
d 85	9 mm	Tolerance h7
d 86	52 mm	Tolerance g7
G 43	M10	Thread
G 87	M6x15	Thread
h 85	30 mm	
h 87	38 mm	Tolerance $\pm 0,2$
J B43	140 mm	
J L43	140 mm	
j B4	132 mm	
j L3	12,5 mm	
K 43	M8	Thread
L 85	18 mm	
L 86	7 mm	
L 88	34,5 mm	
S 3	20 mm	
T 3	15,5 mm	
t 43	22 mm	Depth of Thread



**Medidas**



B B	21 mm	Length of Bellows Fastener
F <sub>BL</sub>	1,34	Effective length factor of bellow
H <sub>1</sub>	56 mm	Height of Carriage
H <sub>4A</sub>	56 mm	Height of Shaft Support Blocks
H <sub>5A</sub>	56 mm	Height of Shaft Support Blocks
h <sub>1</sub>	28 mm	
L <sub>4</sub>	33 mm	Length of Shaft Support Block with Drive System
L <sub>5</sub>	25 mm	Length of Shaft Support Block without drive System
D <sub>7</sub>	25 mm	Ø Shaft, Tolerance h7



### Datos técnicos

R <sub>x</sub>	88,6 mm	
R <sub>z</sub>	88 mm	
S	10 mm	Safety Distance
m <sub>LAW</sub>	3,49 kg	Mass of Carriage
v <sub>max</sub>	0,75 m/s	Maximum Speed
a <sub>max</sub>	20 m/s <sup>2</sup>	Maximum Acceleration
C <sub>I</sub>	7.390 N	Load direction I: compressive load
C <sub>0I</sub>	8.880 N	Load direction I: compressive load
C <sub>II</sub>	7.390 N	Load direction II: tensile load
C <sub>0II</sub>	8.880 N	Load direction II: tensile load
C <sub>III</sub>	7.390 N	Load direction III: lateral load
C <sub>0III</sub>	8.880 N	Load direction III: lateral load
M <sub>0x per</sub>	390 Nm	Max. permissible static moment per Carriage
M <sub>0y per</sub>	340 Nm	Max. permissible static moment per Carriage
M <sub>0z per</sub>	280 Nm	Max. permissible static moment per Carriage
d <sub>0</sub>	16 mm	Spindle Diameter
P	10 mm	Spindle Pitch
C	15.400 N	Load capacity Spindle Nut dyn
C <sub>0</sub>	26.500 N	Load capacity Spindle Nut stat
C <sub>a</sub>	13.400 N	Load capacity fixed Spindle bearing dyn
C <sub>0a</sub>	18.800 N	Load capacity fixed Spindle bearing stat

### Información adicional

6 Nm	Max. permissible drive torque
KB25-P	Linear Ball Bearings
ZKLN1034-2RS-PE	Rolling Bearings (locating bearing)
0,05 mm	Repeat accuracy ±
0,321 kg*cm <sup>2</sup>	Mass moment of inertia of threaded Spindle



### Rango de temperatura

---

0 °C

Minimum operating Temperatur

80 °C

Maximum operating Temperatur