

**LTE20-130-A-KGT1605-M-1** [↗](#)**Mesa lineal**

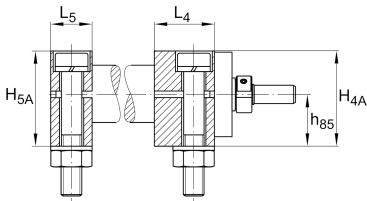
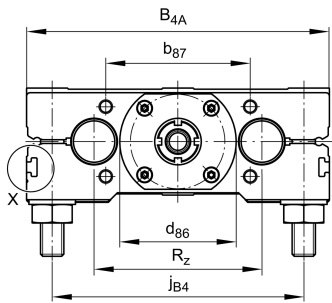
Linear tables with closed shaft guidance system and ball screw drive, with shaft support block type A, with bellows, with single nut

Información técnica**Variante de su producto actual**

Size code	20	
Length of carriage	130	130 mm
Version	A	
Drive type	KGT	Ball screw drive
Spindle pitch	05	5 mm
Spindle diameter	16	16mm
Spindle nut design	M	Cylinder nut
Bellow	1	Yes

Medidas principales y datos de rendimiento

B ₁	130 mm	Total Width
H	48 mm	Total Height
L	130 mm	Length of Carriage



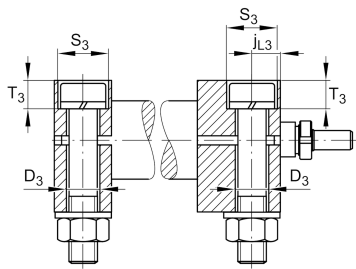
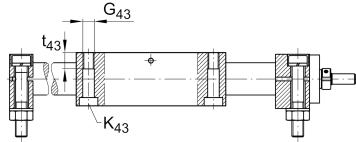


Medidas de montaje

B 4A	130 mm	Width of Shaft Support Blocks
b 87	62 mm	Tolerance $\pm 0,2$
D 3	11 mm	
d 85	9 mm	Tolerance h7
d 86	50 mm	Tolerance g7
G 43	M8	Thread
G 87	M6x15	Thread
h 85	25 mm	
h 87	30 mm	Tolerance $\pm 0,2$
J B43	115 mm	
J L43	115 mm	
j B4	108 mm	
j L3	10 mm	
K 43	M6	Thread
L 85	23 mm	
L 86	8 mm	
L 88	37 mm	
S 3	18 mm	
T 3	10 mm	
t 43	18 mm	Depth of Thread



Medidas



B B	20 mm	Length of Bellows Fastener
F _{BL}	1,33	Effective length factor of bellow
H ₁	46 mm	Height of Carriage
H _{4A}	46 mm	Height of Shaft Support Blocks
H _{5A}	46 mm	Height of Shaft Support Blocks
h ₁	23 mm	
L ₄	29 mm	Length of Shaft Support Block with Drive System
L ₅	20 mm	Length of Shaft Support Block without drive System
T ₅₆	3,75 mm	
D ₇	20 mm	Ø Shaft, Tolerance h7



Datos técnicos

R _x	74,6 mm	
R _z	72 mm	
S	5 mm	Safety Distance
m _{LAW}	1,82 kg	Mass of Carriage
v _{max}	0,25 m/s	Maximum Speed
a _{max}	20 m/s ²	Maximum Acceleration
C _I	4.140 N	Load direction I: compressive load
C _{0I}	4.920 N	Load direction I: compressive load
C _{II}	4.140 N	Load direction II: tensile load
C _{0II}	4.920 N	Load direction II: tensile load
C _{III}	4.140 N	Load direction III: lateral load
C _{0III}	4.920 N	Load direction III: lateral load
M _{0x per}	178 Nm	Max. permissible static moment per Carriage
M _{0y per}	155 Nm	Max. permissible static moment per Carriage
M _{0z per}	138 Nm	Max. permissible static moment per Carriage
d ₀	16 mm	Spindle Diameter
P	5 mm	Spindle Pitch
C	9.300 N	Load capacity Spindle Nut dyn
C ₀	13.100 N	Load capacity Spindle Nut stat
C _a	13.400 N	Load capacity fixed Spindle bearing dyn
C _{0a}	18.800 N	Load capacity fixed Spindle bearing stat

Información adicional

6 Nm	Max. permissible drive torque
KB20-P	Linear Ball Bearings
ZKLN1034-2RS-PE	Rolling Bearings (locating bearing)
0,05 mm	Repeat accuracy ±
0,313 kg*cm ²	Mass moment of inertia of threaded Spindle



Rango de temperatura

0 °C

Minimum operating Temperatur

80 °C

Maximum operating Temperatur