

**LTE16-100-A-1205-M-1** [↗](#)

Mesa lineal

Linear tables with closed shaft guidance system and ball screw drive, with shaft support block type A, with bellows, with single nut

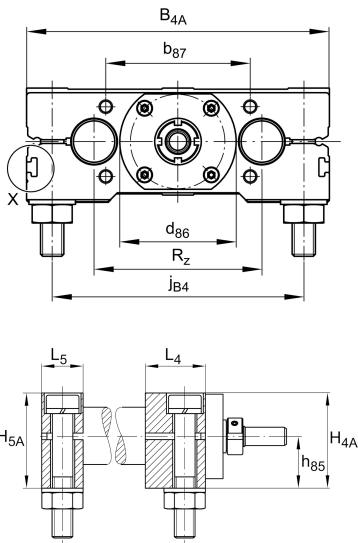
Información técnica

Variante de su producto actual

Size code	16	indicación de tamaño
Length of carriage	100	100 mm
Version	A	
Drive type	KGT	Ball screw drive
Spindle pitch	05	5 mm
Spindle diameter	12	12mm
Spindle nut design	M	Cylinder nut
Bellow	1	Yes

Medidas principales y datos de rendimiento

B ₁	100 mm	Total Width
H	38 mm	Total Height
L	100 mm	Length of Carriage



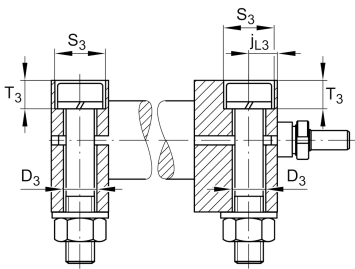
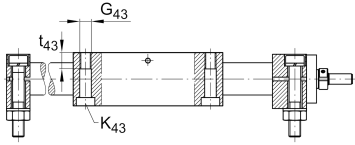
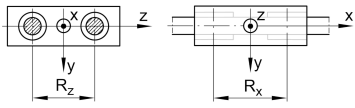


Medidas de montaje

B 4A	100 mm	Width of Shaft Support Blocks
b 87	44 mm	Tolerance $\pm 0,2$
D 3	9 mm	
d 74	38 mm	
d 85	5 mm	Tolerance h7
d 86	24 mm	Tolerance g7
G 43	M6	Thread
G 87	M5x12	Thread
h 85	20 mm	
h 87	22 mm	Tolerance $\pm 0,2$
J B43	88 mm	
J L43	88 mm	
j B4	82 mm	
j L3	9 mm	
K 43	M5	Thread
L 85	12 mm	
L 86	1,5 mm	
L 88	28,5 mm	
S 3	15 mm	
T 3	8 mm	
t 43	13 mm	Depth of Thread



Medidas



B B	20 mm	Length of Bellows Fastener
F _{BL}	1,5	Effective length factor of bellow
H ₁	36 mm	Height of Carriage
H _{4A}	36 mm	Height of Shaft Support Blocks
H _{5A}	36 mm	Height of Shaft Support Blocks
h ₁	18 mm	
L ₄	24 mm	Length of Shaft Support Block with Drive System
L ₅	18 mm	Length of Shaft Support Block without drive System
L ₇₄	6,5 mm	
D ₇	16 mm	Ø Shaft, Tolerance h7



Datos técnicos

R _x	55,6 mm	
R _z	54 mm	
S	5 mm	Safety Distance
m _{LAW}	0,86 kg	Mass of Carriage
v _{max}	0,375 m/s	Maximum Speed
a _{max}	20 m/s ²	Maximum Acceleration
C _I	1.870 N	Load direction I: compressive load
C _{0I}	2.120 N	Load direction I: compressive load
C _{II}	1.870 N	Load direction II: tensile load
C _{0II}	2.120 N	Load direction II: tensile load
C _{III}	1.870 N	Load direction III: lateral load
C _{0III}	2.120 N	Load direction III: lateral load
M _{0x per}	57 Nm	Max. permissible static moment per Carriage
M _{0y per}	48 Nm	Max. permissible static moment per Carriage
M _{0z per}	45 Nm	Max. permissible static moment per Carriage
d ₀	12 mm	Spindle Diameter
P	5 mm	Spindle Pitch
C	4.400 N	Load capacity Spindle Nut dyn
C ₀	6.800 N	Load capacity Spindle Nut stat
C _a	6.900 N	Load capacity fixed Spindle bearing dyn
C _{0a}	8.500 N	Load capacity fixed Spindle bearing stat

Información adicional

1,5 Nm	Max. permissible drive torque
KB16-P	Linear Ball Bearings
ZKLN0624-2RS-PE	Rolling Bearings (locating bearing)
0,05 mm	Repeat accuracy ±
0,11 kg*cm ²	Mass moment of inertia of threaded Spindle



Rango de temperatura

0 °C

Minimum operating Temperatur

80 °C

Maximum operating Temperatur