

**LTE08-65-A-0** [↗](#)

Mesa lineal

Linear tables with closed shaft guidance system, without drive, with shaft support block type A, without bellows

Información técnica

Variante de su producto actual

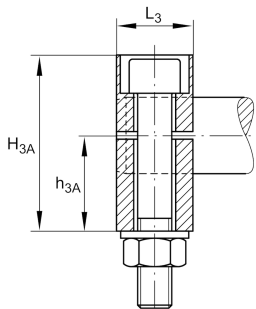
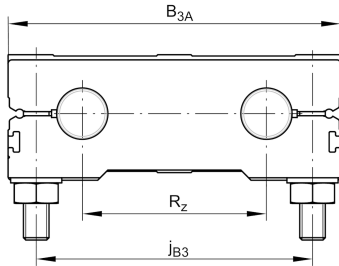
Size code	8	
Length of carriage	65	65 mm
Version	A	
Drive type	OA	Without drive
Bellow	0	No

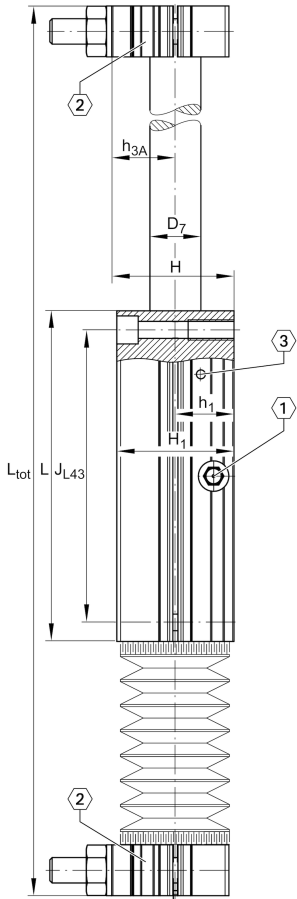
Medidas principales y datos de rendimiento

B ₁	65 mm	Total Width
H	24 mm	Total Height
L	65 mm	Length of Carriage

Medidas de montaje

B _{3A}	65 mm	Width of Shaft Support Blocks
D ₃	5,5 mm	
G ₄₃	M5	Thread
J _{B43}	55 mm	
J _{L43}	55 mm	
j _{B3}	52 mm	
K ₄₃	M4	Thread
S ₃	10 mm	
T ₃	7,3 mm	
t ₄₃	11 mm	Depth of Thread



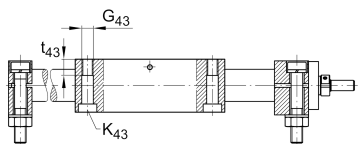
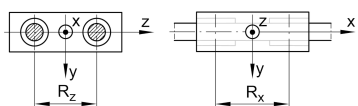
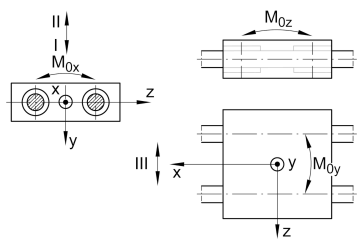
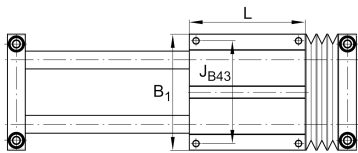


Medidas

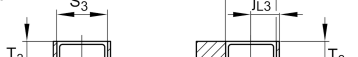
H ₁	23 mm	Height of Carriage
H _{3A}	23 mm	Height of Shaft Support Blocks
h ₁	11,5 mm	
h _{3A}	12,5 mm	
L ₃	12 mm	Length of Shaft Support Blocks
D ₇	8 mm	Ø Shaft, Tolerance h7

Datos técnicos

R _X	34 mm	
R _Z	32 mm	
S	0 mm	Safety Distance
m _{LAW}	0,24 kg	Mass of Carriage
v _{max}	5 m/s	Maximum Speed
a _{max}	50 m/s ²	Maximum Acceleration
C _I	630 N	Load direction I: compressive load
C _{0I}	860 N	Load direction I: compressive load
C _{II}	630 N	Load direction II: tensile load
C _{0II}	860 N	Load direction II: tensile load
C _{III}	630 N	Load direction III: lateral load
C _{0III}	860 N	Load direction III: lateral load
M _{0x per}	14 Nm	Max. permissible static moment per Carriage
M _{0y per}	15 Nm	Max. permissible static moment per Carriage
M _{0z per}	15 Nm	Max. permissible static moment per Carriage



La hoja de datos solo contiene una descripción general de los datos técnicos del producto seleccionado. Consulte la documentación adicional de este producto. Para más información, utilice el siguiente enlace en nuestra página web: [Formulario de contacto](#)





Información adicional

KB08-P

Linear Ball Bearings

Rango de temperatura

0 °C

Minimum operating Temperatur

80 °C

Maximum operating Temperatur