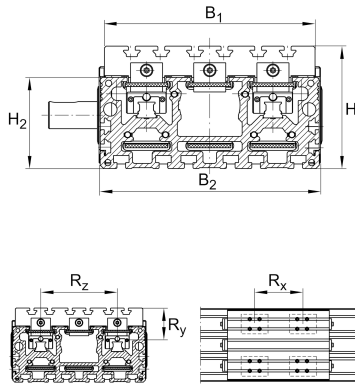


MDKUSE25-365-3ZR-N-FA517.2 [↗](#)

Módulo lineal

Información técnica



Variante de su producto actual

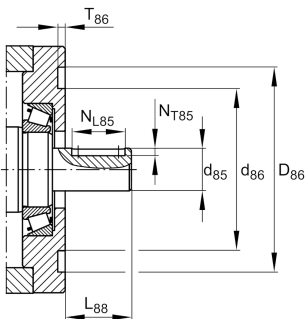
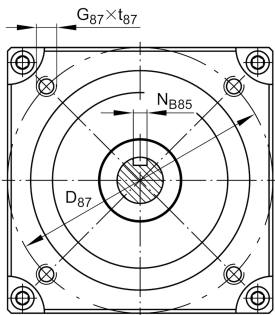
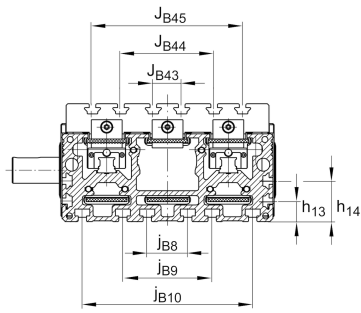
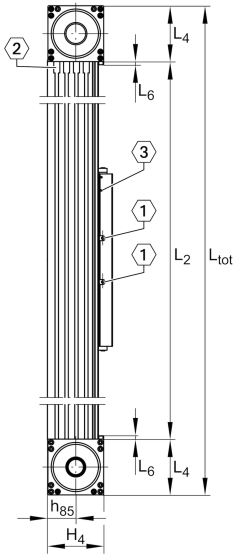
Size code	25	
Length of carriage	365	365 mm
Ejecución	/	Basis
Drive type	(3)ZR	Toothed belt drive
Additional carriage	/	No additional carriage
Attachment to the carriage	N	T-Slots

n.r.

FA517.2	Support Rail Design
---------	---------------------

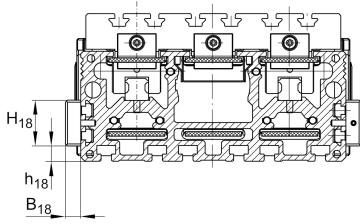
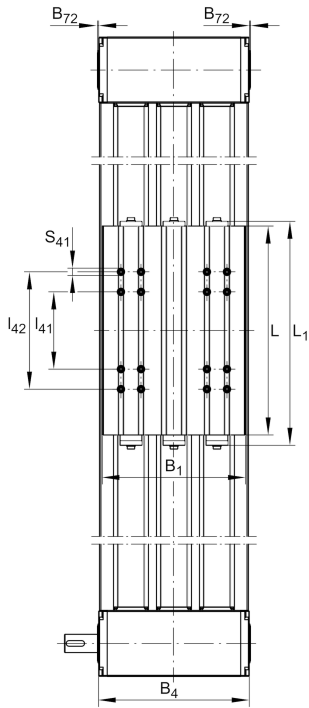
Medidas principales y datos de rendimiento

B 2	260 mm	Total Width
H	145 mm	Total Height
L	365 mm	Length of Carriage



Medidas de montaje

B 1	250 mm	Width of Carriage
D 86	95 mm	
Tol D 86	G7	Tolerance
D 87	115 mm	
d 85	32 mm	Tolerance h7
d 86	76 mm	
G 87	M8	
h 13	25 mm	
h 14	50 mm	
h 18	15 mm	
J B43	35 mm	
j B8	50 mm	
L 2 max	18.000 mm	Maximum length of Support Rail
L 88	60 mm	
N B85	10 mm	Tolerance P9
N L85	32 mm	Length of Keyway
N T85	5 mm	Depth of Keyway
S 41	13 mm	
t 87 max	15 mm	Depth of Thread
j B9	110 mm	
j B10	210 mm	
J B44	115 mm	
J B45	185 mm	



Medidas

B 18	15 mm	
B 72	2 mm	
H 2	108 mm	Height of Support Rail
H 4	120,5 mm	Height of Return Unit
H 18	45 mm	
h 85	63 mm	
L 1	405 mm	
L 4	115,5 mm	Length of Return Unit
L 6	6 mm	Length of Wiper Brushes
L 18	400 mm	
l 41	135 mm	
l 42	205 mm	
B 4	263 mm	Width of Return Unit
T 86	4 mm	Depth Fit

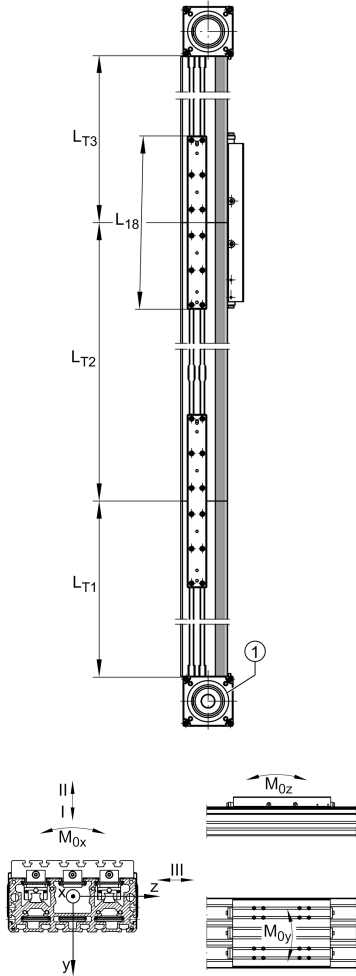


Datos técnicos

R_x	170 mm	
R_y	69,3 mm	
R_z	150 mm	
S	85 mm	Safety Distance
m_{LAW}	12,65 kg	
v_{max}	5 m/s	Maximum Speed
a_{max}	30 m/s ²	Maximum Acceleration
I C	100.200 N	Load direction I: compressive load
I C ₀	324.000 N	Load direction I: compressive load
II C	68.600 N	Load direction II: tensile load
II C ₀	180.000 N	Load direction II: tensile load
III C	73.800 N	Load direction III: lateral load
III C ₀	188.000 N	Load direction III: lateral load
$M_{0x \text{ per}}$	13.500 Nm	Max. permissible static moment per Carriage
$M_{0y \text{ per}}$	8.700 Nm	Max. permissible static moment per Carriage
$M_{0z \text{ per}}$	8.500 Nm	Max. permissible static moment per Carriage
I_y	7.069 cm ⁴	Geometrical moments of inertia of Support Rail
I_z	899 cm ⁴	Geometrical moments of inertia of Support Rail

Información adicional

207 Nm	Max. permissible drive torque
4xKWSE25-H	Carriage
0,1 mm	Repeat Accuracy ±
230 mm	Feed (mm/rotation)
50AT10	Toothed Belt
0,945 kg/m	Mass of Toothed Belt
5.640 N	Permissible Toothed Belt operating force
35,2 kg*cm ²	Mass moment of inertia of Gears





Rango de temperatura

max	80 °C	Maximum operating Temperatur
min	0 °C	Minimum operating Temperatur