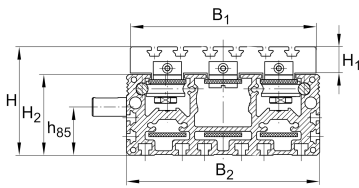
**MLFI200-500-3ZR-W2-N** [↗](#)

## Módulo lineal

Actuators with internal track roller guidance system and toothed belt drive. With triple toothed belt, second, driven carriage and fixing slots in carriage

## Información técnica

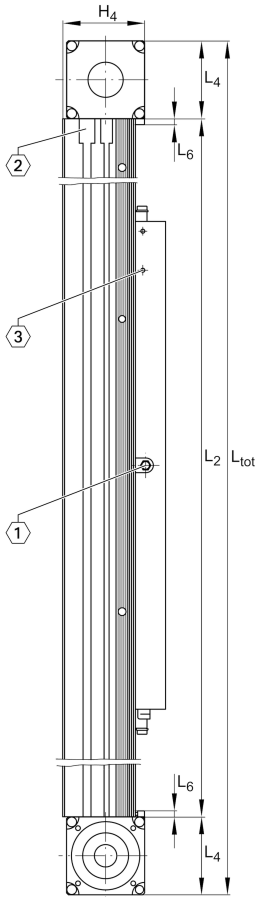


## Variante de su producto actual

Size code	200	
Length of carriage	500	500 mm
Version	/	Standard
Ejecución	/	Basis
Drive type	(3)ZR	Toothed belt drive
Additional carriage	W2	Second, driven carriage
Attachment to the carriage	N	T-Slots
Support rail design	/	One-piece

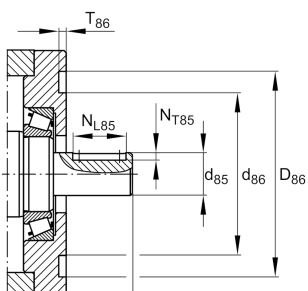
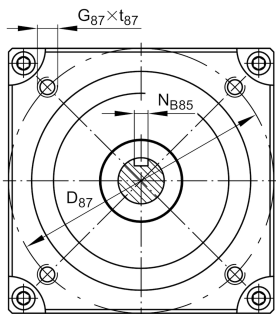
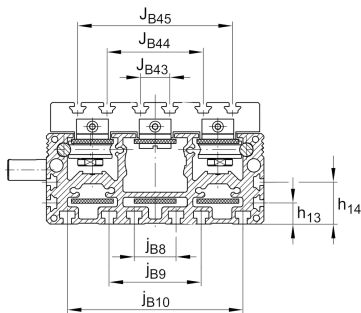
## Medidas principales y datos de rendimiento

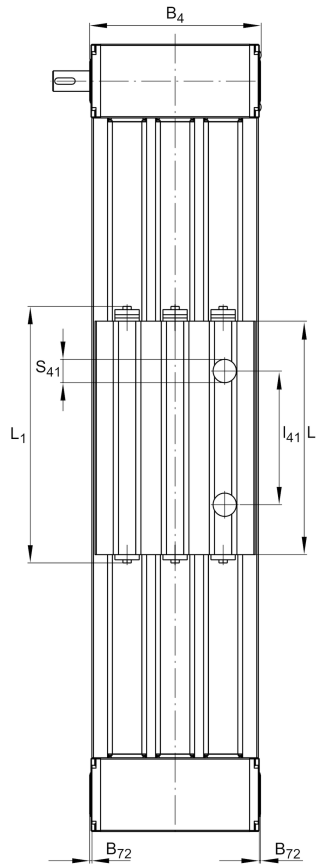
B <sub>2</sub>	260 mm	Total Width
H	145 mm	Altura
L	500 mm	Longitud



## Medidas de montaje

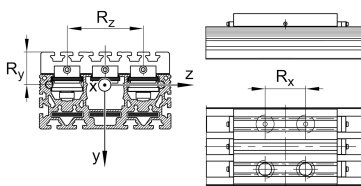
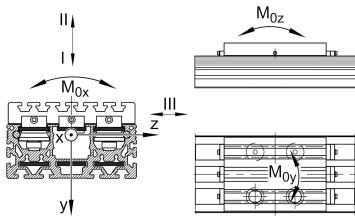
D 86	95 mm	
Tol D 86	G7	Tolerance
D 87	115 mm	Ø Bolt circle
d 85	32 mm	
Tol d 85	h7	Tolerance
L 88	60 mm	
d 86	76 mm	Ø Inner Fit
G 87	M8	Thread
h 85	63 mm	
J B43	35 mm	
J B44	115 mm	
J B45	185 mm	
J B8	50 mm	
j B9	110 mm	
j B10	210 mm	
l 41	344 mm	
N B85	10 mm	Width of Keyway
N L85	32 mm	Length of Keyway
N T85	5 mm	Depth of Keyway, Tolerance P9
T 86	4 mm	Depth Fit
Tol T 86 up	0,5 mm	Upper Tolerance
Tol T 86 low	0 mm	Lower Tolerance
t 87 max	15 mm	





**Medidas**

$B_1$	250 mm	Width of Carriage
$B_4$	263 mm	Width of Return Unit
$B_{72}$	2 mm	
$H_1$	35 mm	Height of Carriage
$H_2$	108 mm	Altura
$H_4$	120,5 mm	Height of Return Unit
$h_{13}$	25 mm	
$h_{14}$	50 mm	
$L_1$	540 mm	Longitud
$L_{2 \text{ max}}$	8.000 mm	Maximum length of Support Rail
$L_4$	115,5 mm	
$L_6$	6 mm	Length of Wiper Brushes
$L_{x1 \text{ min}}$	100 mm	Minimum distance between the Carriages
$S_{41}$	36,5 mm	
$S$	85 mm	Medida





### Datos técnicos

$m_{LAW}$	16,5 kg	Mass of Carriage
$m_3$	16,5 kg	Mass of additional Carriage
$v_{max}$	8 m/s	Maximum Speed
$a_{max}$	40 m/s <sup>2</sup>	Maximum Acceleration
$R_x$	344 mm	
$R_y$	56,3 mm	
$R_z$	155 mm	
I C	21.000 N	Load direction I: compressive load
I C <sub>0</sub>	9.400 N	Load direction I: compressive load
II C	21.000 N	Load direction II: tensile load
II C <sub>0</sub>	9.400 N	Load direction II: tensile load
III C	35.000 N	Load direction III: lateral load
III C <sub>0</sub>	19.500 N	Load direction III: lateral load
$M_{0x\ per}$	1.000 Nm	Max. permissible static moment per Carriage
$M_{0y\ per}$	3.360 Nm	Max. permissible static moment per Carriage
$M_{0z\ per}$	1.600 Nm	Max. permissible static moment per Carriage
$I_y$	7.069 cm <sup>4</sup>	Geometrical moments of inertia of Support Rail
$I_z$	899 cm <sup>4</sup>	Geometrical moments of inertia of Support Rail

### Información adicional

207 Nm	Max. permissible drive torque
4 x LFR5204-16-2Z	Track Rollers
0,1 mm	Repeat Accuracy ±
230 mm	Feed (mm/rotation)
50AT10	Toothed Belt
0,945 kg/m	Mass of Toothed Belt
5.640 N	Permissible Toothed Belt operating force
35,2 kg*cm <sup>2</sup>	Mass moment of inertia of Gears and Gearboxes



### Rango de temperatura

---

T <sub>min</sub>	0 °C	Minimum operating Temperatur
------------------	------	------------------------------

T <sub>max</sub>	80 °C	Maximum operating Temperatur
------------------	-------	------------------------------