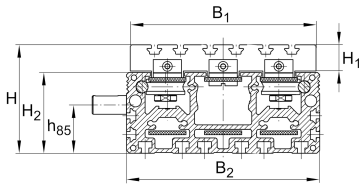
**MLFI140-240-3ZR-W2-N** [↗](#)

Módulo lineal

Actuators with internal track roller guidance system and toothed belt drive. With triple toothed belt, second, driven carriage and fixing slots in carriage

Información técnica

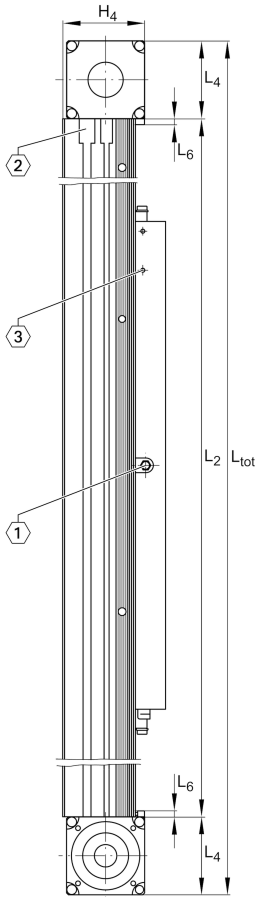


Variante de su producto actual

Size code	140	
Length of carriage	240	240 mm
Version	/	Standard
Ejecución	/	Basis
Drive type	(3)ZR	Toothed belt drive
Additional carriage	W2	Second, driven carriage
Attachment to the carriage	N	T-Slots
Support rail design	/	One-piece

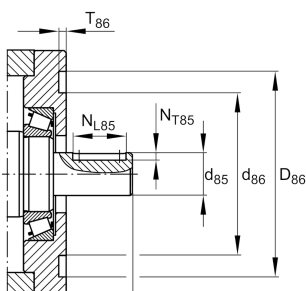
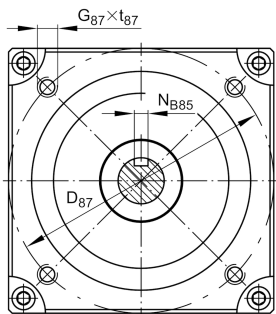
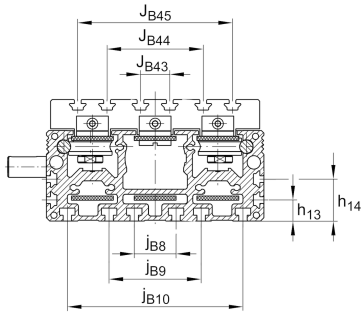
Medidas principales y datos de rendimiento

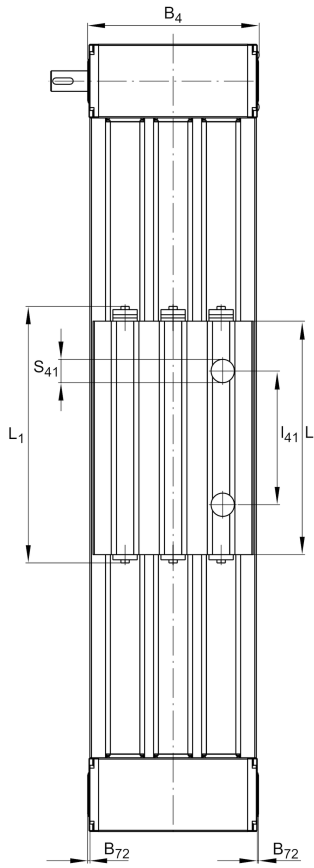
B ₂	180 mm	Total Width
H	105 mm	Altura
L	240 mm	Longitud



Medidas de montaje

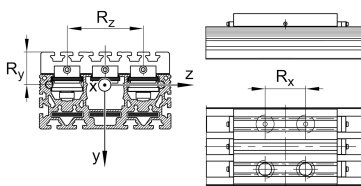
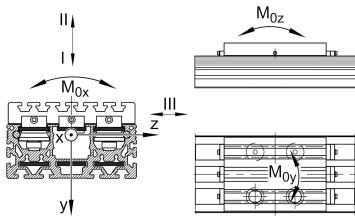
D 86	70 mm	
Tol D 86	G7	Tolerance
D 87	80 mm	Ø Bolt circle
d 85	25 mm	
Tol d 85	h7	Tolerance
L 88	45 mm	
d 86	61 mm	Ø Inner Fit
G 87	M6	Thread
h 85	44 mm	
J B43	80 mm	
J B44	130 mm	
J B8	70 mm	
j B9	140 mm	
l 41	94 mm	
N B85	8 mm	Width of Keyway
Tol N B85	P9	Tolerance
N L85	25 mm	Length of Keyway
N T85	4 mm	Depth of Keyway, Tolerance P9
T 86	2,3 mm	Depth Fit
Tol T 86 up	0,3 mm	Upper Tolerance
Tol T 86 low	0 mm	Lower Tolerance
t 87 max	12 mm	





Medidas

B_1	176 mm	Width of Carriage
B_4	195 mm	Width of Return Unit
B_{72}	2 mm	
H_1	29,3 mm	Height of Carriage
H_2	74,5 mm	Altura
H_4	84 mm	Height of Return Unit
h_{13}	25 mm	
h_{14}	45 mm	
L_1	282 mm	Longitud
$L_{2 \text{ max}}$	8.000 mm	Maximum length of Support Rail
L_4	80 mm	
L_6	6 mm	Length of Wiper Brushes
S_{41}	30 mm	
S	85 mm	Medida





Datos técnicos

m_{LAW}	5,5 kg	Mass of Carriage
m_3	5,5 kg	Mass of additional Carriage
v_{max}	8 m/s	Maximum Speed
a_{max}	40 m/s ²	Maximum Acceleration
R_x	94 mm	
R_y	44,5 mm	
R_z	104,5 mm	
I C	17.500 N	Load direction I: compressive load
I C ₀	8.000 N	Load direction I: compressive load
II C	17.500 N	Load direction II: tensile load
II C ₀	8.000 N	Load direction II: tensile load
III C	27.600 N	Load direction III: lateral load
III C ₀	14.800 N	Load direction III: lateral load
M _{0x per}	610 Nm	Max. permissible static moment per Carriage
M _{0y per}	650 Nm	Max. permissible static moment per Carriage
M _{0z per}	380 Nm	Max. permissible static moment per Carriage
I _y	1.636 cm ⁴	Geometrical moments of inertia of Support Rail
I _z	200 cm ⁴	Geometrical moments of inertia of Support Rail

Información adicional

115 Nm	Max. permissible drive torque
4 x LFR5301-10-2Z	Track Rollers
0,1 mm	Repeat Accuracy ±
160 mm	Feed (mm/rotation)
40AT10	Toothed Belt
0,75 kg/m	Mass of Toothed Belt
4.500 N	Permissible Toothed Belt operating force
8,2 kg*cm ²	Mass moment of inertia of Gears and Gearboxes



Rango de temperatura

T _{min}	0 °C	Minimum operating Temperatur
------------------	------	------------------------------

T _{max}	80 °C	Maximum operating Temperatur
------------------	-------	------------------------------