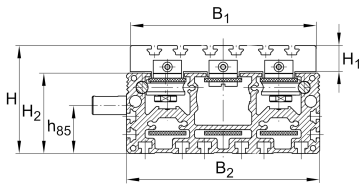
**MLFI140-240-3ZR-N** [↗](#)

## Módulo lineal

Actuators with internal track roller guidance system and toothed belt drive. With triple toothed belt and fixing slots in carriage

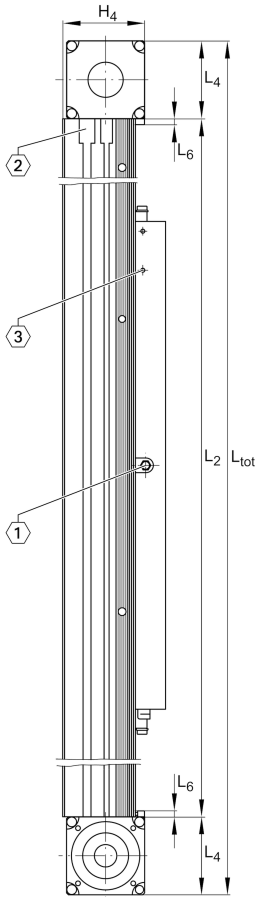
## Información técnica

**Variante de su producto actual**

Size code	140	
Length of carriage	240	240 mm
Version	/	Standard
Ejecución	/	Basis
Drive type	(3)ZR	Toothed belt drive
Additional carriage	/	No additional carriage
Attachment to the carriage	N	T-Slots
Support rail design	/	One-piece

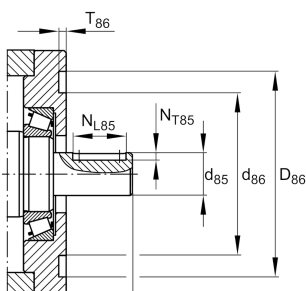
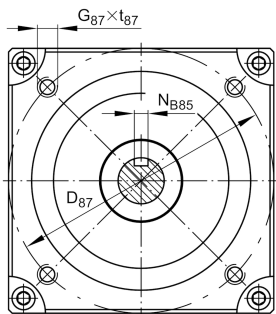
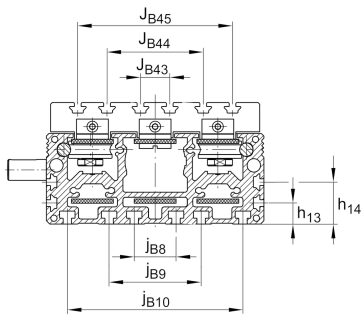
**Medidas principales y datos de rendimiento**

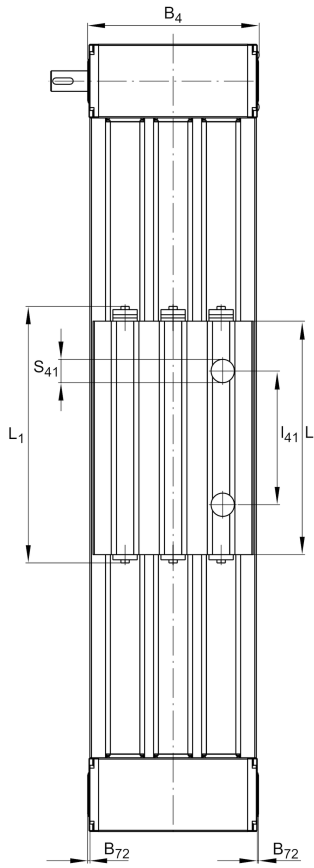
B <sub>2</sub>	180 mm	Total Width
H	105 mm	Altura
L	240 mm	Longitud



### Medidas de montaje

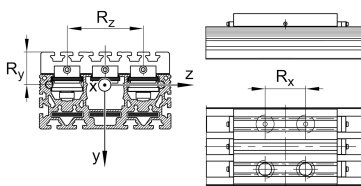
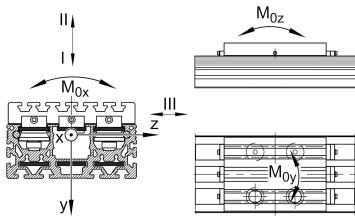
D 86	70 mm	
Tol D 86	G7	Tolerance
D 87	80 mm	Ø Bolt circle
d 85	25 mm	
Tol d 85	h7	Tolerance
L 88	45 mm	
d 86	61 mm	Ø Inner Fit
G 87	M6	Thread
h 85	44 mm	
J B43	80 mm	
J B44	130 mm	
J B8	70 mm	
j B9	140 mm	
l 41	94 mm	
N B85	8 mm	Width of Keyway
Tol N B85	P9	Tolerance
N L85	25 mm	Length of Keyway
N T85	4 mm	Depth of Keyway, Tolerance P9
T 86	2,3 mm	Depth Fit
Tol T 86 up	0,3 mm	Upper Tolerance
Tol T 86 low	0 mm	Lower Tolerance
t 87 max	12 mm	





### Medidas

$B_1$	176 mm	Width of Carriage
$B_4$	195 mm	Width of Return Unit
$B_{72}$	2 mm	
$H_1$	29,3 mm	Height of Carriage
$H_2$	74,5 mm	Altura
$H_4$	84 mm	Height of Return Unit
$h_{13}$	25 mm	
$h_{14}$	45 mm	
$L_1$	282 mm	Longitud
$L_{2 \text{ max}}$	8.000 mm	Maximum length of Support Rail
$L_4$	80 mm	
$L_6$	6 mm	Length of Wiper Brushes
$S_{41}$	30 mm	
$S$	85 mm	Medida





### Datos técnicos

$m_{LAW}$	5,5 kg	Mass of Carriage
$v_{max}$	8 m/s	Maximum Speed
$a_{max}$	40 m/s <sup>2</sup>	Maximum Acceleration
$R_x$	94 mm	
$R_y$	44,5 mm	
$R_z$	104,5 mm	
I C	17.500 N	Load direction I: compressive load
I C <sub>0</sub>	8.000 N	Load direction I: compressive load
II C	17.500 N	Load direction II: tensile load
II C <sub>0</sub>	8.000 N	Load direction II: tensile load
III C	27.600 N	Load direction III: lateral load
III C <sub>0</sub>	14.800 N	Load direction III: lateral load
M <sub>0x per</sub>	610 Nm	Max. permissible static moment per Carriage
M <sub>0y per</sub>	650 Nm	Max. permissible static moment per Carriage
M <sub>0z per</sub>	380 Nm	Max. permissible static moment per Carriage
I <sub>y</sub>	1.636 cm <sup>4</sup>	Geometrical moments of inertia of Support Rail
I <sub>z</sub>	200 cm <sup>4</sup>	Geometrical moments of inertia of Support Rail

### Información adicional

	115 Nm	Max. permissible drive torque
	4 x LFR5301-10-2Z	Track Rollers
	0,1 mm	Repeat Accuracy ±
	160 mm	Feed (mm/rotation)
	40AT10	Toothed Belt
	0,75 kg/m	Mass of Toothed Belt
	4.500 N	Permissible Toothed Belt operating force
	8,2 kg*cm <sup>2</sup>	Mass moment of inertia of Gears and Gearboxes



### Rango de temperatura

---

T <sub>min</sub>	0 °C	Minimum operating Temperatur
------------------	------	------------------------------

T <sub>max</sub>	80 °C	Maximum operating Temperatur
------------------	-------	------------------------------