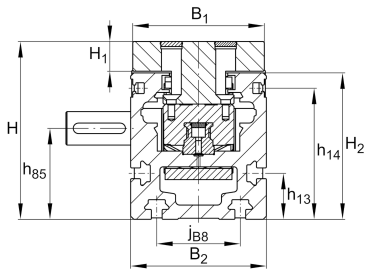
**MKUVE15-260-ZR-W2** [↗](#)

Módulo lineal

Actuators with four-row linear recirculating ball bearing and guideway assembly, monorail guidance system and toothed belt drive. With second, driven carriage

Información técnica



Variante de su producto actual

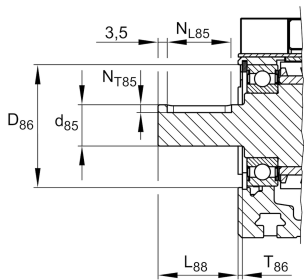
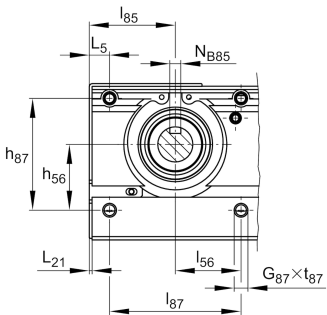
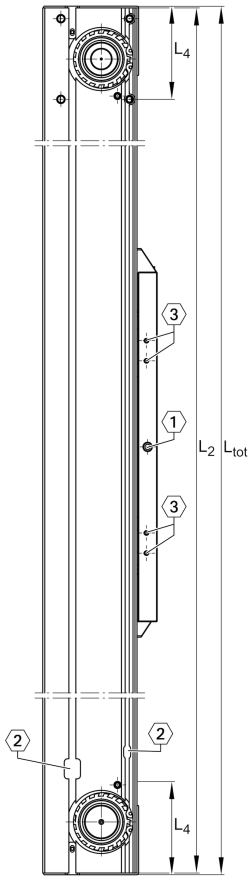
Size code	15	
Length of carriage	260	260 mm
Ejecución	/	Basis
Drive type	(3)ZR	Toothed belt drive
Additional carriage	W2	Second, driven carriage
Attachment to the carriage	/	Threaded holes

n.r.

/ Support Rail Design

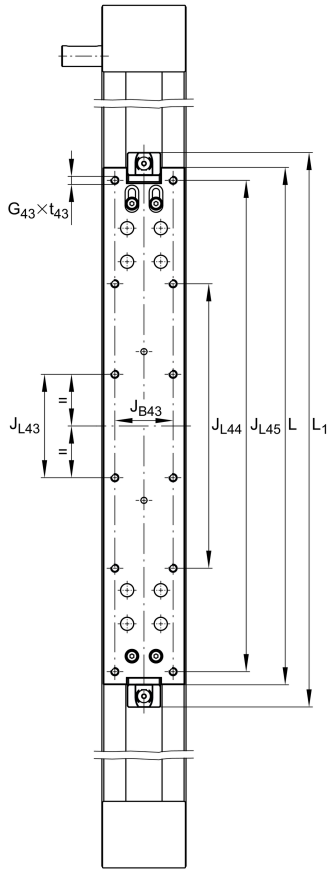
Medidas principales y datos de rendimiento

B 2	65 mm	Total Width
H	85 mm	Total Height
L	260 mm	Length of Carriage



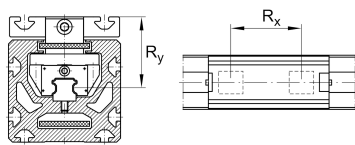
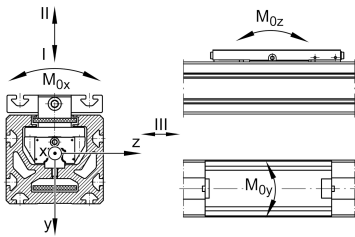
Medidas de montaje

B 1	63 mm	Width of Carriage
D 86	47 mm	
Tol D 86	+0,03	Tolerance
d 85	16 mm	Tolerance h7
G 43	M6	
G 87	M6	
h 13	22 mm	
h 14	62,7 mm	
h 56	30 mm	
h 87	51 mm	Tolerance ±0,2
J B43	45 mm	
J L43	80 mm	
J L44	240 mm	
j B8	40 mm	
L 2 max	6.000 mm	Maximum length of Support Rail
L 88	31 mm	
N B85	5 mm	Tolerance P9
N L85	25 mm	Length of Keyway
N T85	3 mm	Depth of Keyway
t 43 max	14 mm	Depth of Thread
t 87 max	12 mm	Depth of Thread



Medidas

H_1	14,2 mm	Height of Carriage
H_2	70 mm	Height of Support Rail
h_{85}	43,5 mm	
L_1	298 mm	
L_4	77,5 mm	Length of Return Unit
L_5	9,3 mm	
L_{21}	1 mm	
l_{85}	39,3 mm	
l_{87}	60 mm	Tolerance $\pm 0,2$
$L_{x1 \text{ min}}$	50 mm	
T_{86}	1,6 mm	Depth Fit





Datos técnicos

R_x	140 mm	
R_y	44 mm	
S	85 mm	Safety Distance
m_{LAW}	1,4 kg	
m_3	1,4 kg	Mass of additional Carriage
v_{max}	5 m/s	Maximum Speed
a_{max}	30 m/s ²	Maximum Acceleration
I C	11.700 N	Load direction I: compressive load
I C ₀	29.000 N	Load direction I: compressive load
II C	11.700 N	Load direction II: tensile load
II C ₀	29.000 N	Load direction II: tensile load
III C	11.700 N	Load direction III: lateral load
III C ₀	29.000 N	Load direction III: lateral load
$M_{0x\ per}$	300 Nm	Max. permissible static moment per Carriage
$M_{0y\ per}$	1.100 Nm	Max. permissible static moment per Carriage
$M_{0z\ per}$	1.300 Nm	Max. permissible static moment per Carriage
I_y	84 cm ⁴	Geometrical moments of inertia of Support Rail
I_z	107 cm ⁴	Geometrical moments of inertia of Support Rail

Información adicional

32 Nm	Max. permissible drive torque
2xKWVE15-B-S	Carriage
0,1 mm	Repeat Accuracy ±
144 mm	Feed (mm/rotation)
W-8-PU-32-STD	Toothed Belt
0,36 kg/m	Mass of Toothed Belt
1.400 N	Permissible Toothed Belt operating force
1,3 kg*cm ²	Mass moment of inertia of Gears



Rango de temperatura

max	80 °C	Maximum operating Temperatur
min	0 °C	Minimum operating Temperatur