

**MKUVE15-160-KGT/5-FM-WN2-N** [↗](#)

## Módulo lineal

Actuators with four-row linear recirculating bearing and guideway assembly, monorail guidance system and ball screw drive. With second, non-driven carriage, double nut and fixing slots in carriage

## Información técnica

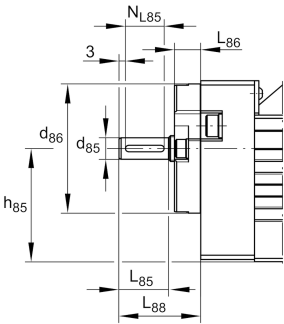


## Variante de su producto actual

Size code	15	
Length of carriage	160	160 mm
Drive type	KGT	Ball screw drive
Spindle pitch	05	5 mm
Spindle nut design	FM	Flange nut & cylinder nut
Additional carriage	WN2	Second, non-driven carriage
Spindle support	/	None
Attachment to the carriage	N	T-Slots

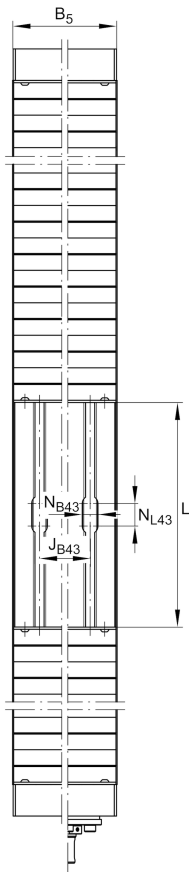
## Medidas principales y datos de rendimiento

L	160 mm	Length of Carriage
H	85 mm	Total Height
B 2	65 mm	Total Width



**Medidas de montaje**

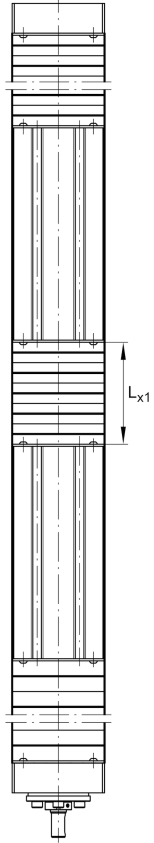
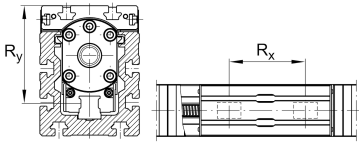
B 1	63 mm	Width of Carriage
b 87	51 mm	
d 85	10 mm	
Tol d 85	h6	Tolerance
d 86	60 mm	
Tol d 86	h7	Tolerance
G 87	M6	Thread
h 13	22 mm	
h 14	44 mm	
h 85	52,5 mm	
h 87	51 mm	
J B43	30 mm	
j B8	40 mm	
L 2 max	5.850 mm	Maximum length of Support Rail
L 85	23 mm	
L 86	12,2 mm	
L 88	38 mm	
N B43	10 mm	
N B85	3 mm	Tolerance P9
N L43	15 mm	
N L85	18 mm	Length of Keyway
N T85	1,8 mm	Depth of Keyway
t 87	13 mm	Depth of Thread



### Medidas

B <sub>5</sub>	64 mm	Width of End Plates
F <sub>BL</sub>	1,2	Effective length factor of bellow
H <sub>2</sub>	68 mm	Width of Support Rail
H <sub>5</sub>	84 mm	
L <sub>4</sub>	25 mm	
L <sub>5</sub>	25 mm	
L x1 min	20 mm	Minimum distance between the Carriages





### Datos técnicos

$R_x$	74,6 mm	
$R_y$	64,9 mm	
S	5 mm	Safety Distance
$m_{LAW}$	1,16 kg	Mass of Carriage
$m_3$	0,87 kg	Mass of additional Carriage
$v_{max}$	0,25 m/s	Maximum Speed
$a_{max}$	10 m/s <sup>2</sup>	Maximum Acceleration
IC	11.700 N	Load direction I: compressive load
I C <sub>0</sub>	29.000 N	Load direction I: compressive load
II C	11.700 N	Load direction II: tensile load
II C <sub>0</sub>	29.000 N	Load direction II: tensile load
III C	11.700 N	Load direction III: lateral load
III C <sub>0</sub>	29.000 N	Load direction III: lateral load
$M_{0x \text{ per}}$	245 Nm	Max. permissible static moment per Carriage
$M_{0y \text{ per}}$	500 Nm	Max. permissible static moment per Carriage
$M_{0z \text{ per}}$	600 Nm	Max. permissible static moment per Carriage
$I_y$	96 cm <sup>4</sup>	Geometrical moments of inertia of Support Rail
$I_z$	77 cm <sup>4</sup>	Geometrical moments of inertia of Support Rail
$C_{a \text{ MU}}$	9.300 N	Load capacity spindle nut dyn
$C_{0a \text{ MU}}$	13.100 N	Load capacity spindle nut stat
$C_{a \text{ L}}$	16.900 N	Load capacity fixed Spindle bearing dyn
$C_{0a \text{ L}}$	24.700 N	Load capacity fixed Spindle bearing stat
$d_0$	16 mm	Spindle Diameter
P	5 mm	Spindle Pitch
$I_s$	0,313 kg*cm <sup>2</sup>	Mass moment of inertia of threaded Spindle
WN2	Ja	Second, non-driven Carriage



Ver detalles del producto en Medias

11.11.2025, 17:55:09 UTC

**SCHAEFFLER**

### Información adicional

---

ZKLN1242-2RS-PE Rolling Bearings

FM Drive System

2 x KWVE15-B-S Carriage