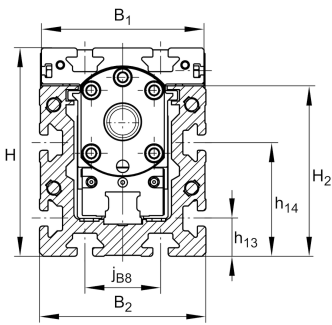


**MKUVE15-160-KGT/5-FM-SPU-WN2-N** [↗](#)

Módulo lineal

Actuators with four-row linear recirculating bearing and guideway assembly, monorail guidance system and ball screw drive-With second, non-driven carriage, double nut, single spindle support and fixing slots in carriage

Información técnica

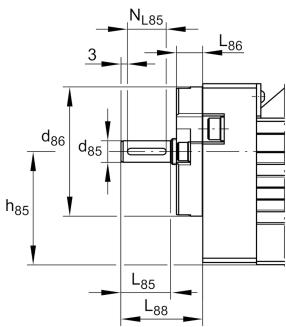
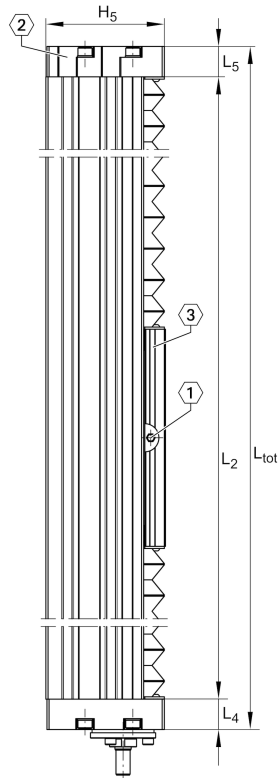


Variante de su producto actual

Size code	15	
Length of carriage	160	160 mm
Drive type	KGT	Ball screw drive
Spindle pitch	05	5 mm
Spindle nut design	FM	Flange nut & cylinder nut
Additional carriage	WN2	Second, non-driven carriage
Spindle support	SPU	Yes
Attachment to the carriage	N	T-Slots

Medidas principales y datos de rendimiento

L	160 mm	Length of Carriage
H	85 mm	Total Height
B 2	65 mm	Total Width



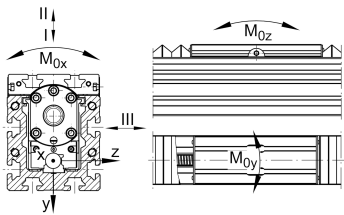
Medidas de montaje

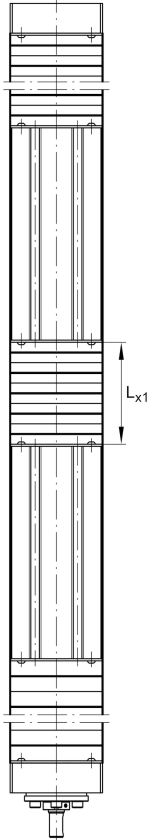
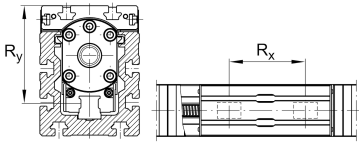
B 1	63 mm	Width of Carriage
b 87	51 mm	
d 85	10 mm	
d 86	60 mm	
G 87	M6	Thread
h 13	22 mm	
h 14	44 mm	
h 85	52,5 mm	
h 87	51 mm	
J B43	30 mm	
j B8	40 mm	
L 2 max	5.850 mm	Maximum length of Support Rail
L 85	23 mm	
L 86	12,2 mm	
L 88	38 mm	
N B43	10 mm	
N B85	3 mm	Tolerance P9
N L43	15 mm	
N L85	18 mm	Length of Keyway
N T85	1,8 mm	Depth of Keyway
t 87	13 mm	Depth of Thread



Medidas

B ₅	64 mm	Width of End Plates
F _{BL}	1,2	Effective length factor of bellows
H ₂	68 mm	Width of Support Rail
H ₅	84 mm	
L ₄	25 mm	
L ₅	25 mm	
L x1 min	20 mm	Minimum distance between the Carriages



**Datos técnicos**

R_x	74,6 mm	
R_y	64,9 mm	
S	5 mm	Safety Distance
m_{LAW}	1,16 kg	Mass of Carriage
m_3	0,87 kg	Mass of additional Carriage
v_{max}	0,25 m/s	Maximum Speed
a_{max}	10 m/s ²	Maximum Acceleration
IC	11.700 N	Load direction I: compressive load
I C ₀	29.000 N	Load direction I: compressive load
II C	11.700 N	Load direction II: tensile load
II C ₀	29.000 N	Load direction II: tensile load
III C	11.700 N	Load direction III: lateral load
III C ₀	29.000 N	Load direction III: lateral load
$M_{0x\ per}$	245 Nm	Max. permissible static moment per Carriage
$M_{0y\ per}$	500 Nm	Max. permissible static moment per Carriage
$M_{0z\ per}$	600 Nm	Max. permissible static moment per Carriage
I_y	96 cm ⁴	Geometrical moments of inertia of Support Rail
I_z	77 cm ⁴	Geometrical moments of inertia of Support Rail
$C_{a\ MU}$	9.300 N	Load capacity spindle nut dyn
$C_{0a\ MU}$	13.100 N	Load capacity spindle nut stat
$C_{a\ L}$	16.900 N	Load capacity fixed Spindle bearing dyn
$C_{0a\ L}$	24.700 N	Load capacity fixed Spindle bearing stat
d_0	16 mm	Spindle Diameter
P	5 mm	Spindle Pitch
I_s	0,313 kg*cm ²	Mass moment of inertia of threaded Spindle
SPU	Ja	Spindle Support
WN2	Ja	Second, non-driven Carriage



Ver detalles del producto en Medias

11.11.2025, 17:55:05 UTC

SCHAEFFLER

Información adicional

ZKLN1242-2RS-PE Rolling Bearings

FM Drive System

2 x KWVE15-B-S Carriage