

**MKUVE15-160-KGT/5-F-2SPU-WN2-N** [↗](#)

Módulo lineal

Actuators with four-row linear recirculating bearing and guideway assembly, monorail guidance system and ball screw drive. With second, non-driven carriage, single nut, double spindle support and fixing slots in carriage

Información técnica

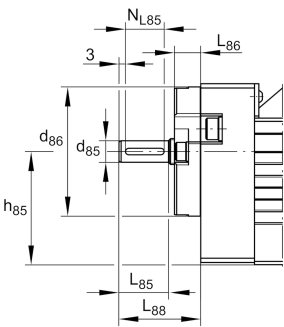


Variante de su producto actual

Size code	15	
Length of carriage	160	160 mm
Drive type	KGT	Ball screw drive
Spindle pitch	05	5 mm
Spindle nut design	F	Flange nut
Additional carriage	WN2	Second, non-driven carriage
Spindle support	2SPU	Double spindle support
Attachment to the carriage	N	T-Slots

Medidas principales y datos de rendimiento

L	160 mm	Length of Carriage
H	85 mm	Total Height
B 2	65 mm	Total Width



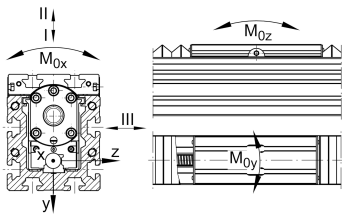
Medidas de montaje

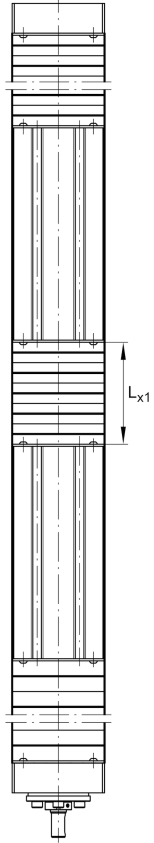
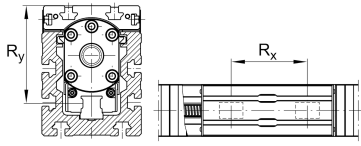
B 1	63 mm	Width of Carriage
b 87	51 mm	
d 85	10 mm	
Tol d 85	h6	Tolerance
d 86	60 mm	
Tol d 86	h7	Tolerance
G 87	M6	Thread
h 13	22 mm	
h 14	44 mm	
h 85	52,5 mm	
h 87	51 mm	
J B43	30 mm	
j B8	40 mm	
L 2 max	5.850 mm	Maximum length of Support Rail
L 85	23 mm	
L 86	12,2 mm	
L 88	38 mm	
N B43	10 mm	
N B85	3 mm	Tolerance P9
N L43	15 mm	
N L85	18 mm	Length of Keyway
N T85	1,8 mm	Depth of Keyway
t 87	13 mm	Depth of Thread



Medidas

B_5	64 mm	Width of End Plates
F_{BL}	1,2	Effective length factor of bellow
H_2	68 mm	Width of Support Rail
H_5	84 mm	
L_4	25 mm	
L_5	25 mm	
$L_{x1 \text{ min}}$	20 mm	Minimum distance between the Carriages



**Datos técnicos**

R_x	74,6 mm	
R_y	64,9 mm	
S	5 mm	Safety Distance
m_{LAW}	1,16 kg	Mass of Carriage
m_3	0,87 kg	Mass of additional Carriage
v_{max}	0,25 m/s	Maximum Speed
a_{max}	20 m/s ²	Maximum Acceleration
IC	11.700 N	Load direction I: compressive load
I C ₀	29.000 N	Load direction I: compressive load
II C	11.700 N	Load direction II: tensile load
II C ₀	29.000 N	Load direction II: tensile load
III C	11.700 N	Load direction III: lateral load
III C ₀	29.000 N	Load direction III: lateral load
$M_{0x\ per}$	245 Nm	Max. permissible static moment per Carriage
$M_{0y\ per}$	500 Nm	Max. permissible static moment per Carriage
$M_{0z\ per}$	600 Nm	Max. permissible static moment per Carriage
I_y	96 cm ⁴	Geometrical moments of inertia of Support Rail
I_z	77 cm ⁴	Geometrical moments of inertia of Support Rail
$C_{a\ MU}$	9.300 N	Load capacity spindle nut dyn
$C_{0a\ MU}$	13.100 N	Load capacity spindle nut stat
$C_{a\ L}$	16.900 N	Load capacity fixed Spindle bearing dyn
$C_{0a\ L}$	24.700 N	Load capacity fixed Spindle bearing stat
d_0	16 mm	Spindle Diameter
P	5 mm	Spindle Pitch
I_s	0,313 kg*cm ²	Mass moment of inertia of threaded Spindle
2SPU	Ja	Double Spindle Support
WN2	Ja	Second, non-driven Carriage



Ver detalles del producto en Medias

11.11.2025, 17:54:43 UTC

SCHAEFFLER

Información adicional

ZKLN1242-2RS-PE Rolling Bearings

F Drive System

2 x KWVE15-B-S Carriage