

**MKUVE15-160-KGT/10-FM-SPU-WN2-N** [↗](#)

## Módulo lineal

Actuators with four-row linear recirculating bearing and guideway assembly, monorail guidance system and ball screw drive-With second, non-driven carriage, double nut, single spindle support and fixing slots in carriage

## Información técnica

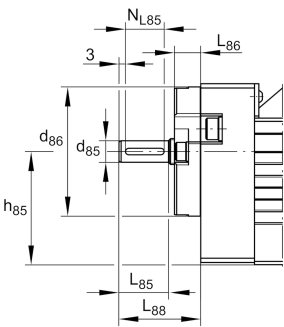


## Variante de su producto actual

Size code	15	
Length of carriage	160	160 mm
Drive type	KGT	Ball screw drive
Spindle pitch	10	10 mm
Spindle nut design	FM	Flange nut & cylinder nut
Additional carriage	WN2	Second, non-driven carriage
Spindle support	SPU	Yes
Attachment to the carriage	N	T-Slots

## Medidas principales y datos de rendimiento

L	160 mm	Length of Carriage
H	85 mm	Total Height
B 2	65 mm	Total Width



**Medidas de montaje**

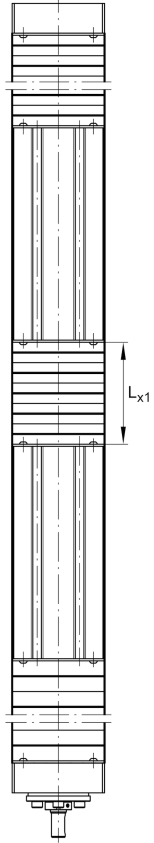
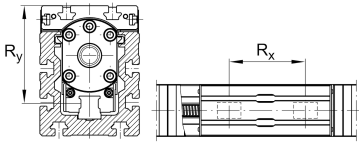
B 1	63 mm	Width of Carriage
b 87	51 mm	
d 85	10 mm	
d 86	60 mm	
G 87	M6	Thread
h 13	22 mm	
h 14	44 mm	
h 85	52,5 mm	
h 87	51 mm	
J B43	30 mm	
j B8	40 mm	
L 2 max	5.850 mm	Maximum length of Support Rail
L 85	23 mm	
L 86	12,2 mm	
L 88	38 mm	
N B43	10 mm	
N B85	3 mm	Tolerance P9
N L43	15 mm	
N L85	18 mm	Length of Keyway
N T85	1,8 mm	Depth of Keyway
t 87	13 mm	Depth of Thread



### Medidas

B <sub>5</sub>	64 mm	Width of End Plates
F <sub>BL</sub>	1,2	Effective length factor of bellows
H <sub>2</sub>	68 mm	Width of Support Rail
H <sub>5</sub>	84 mm	
L <sub>4</sub>	25 mm	
L <sub>5</sub>	25 mm	
L x1 min	20 mm	Minimum distance between the Carriages



**Datos técnicos**

$R_x$	74,6 mm	
$R_y$	64,9 mm	
S	10 mm	Safety Distance
$m_{LAW}$	1,16 kg	Mass of Carriage
$m_3$	0,87 kg	Mass of additional Carriage
$v_{max}$	0,63 m/s	Maximum Speed
$a_{max}$	10 m/s <sup>2</sup>	Maximum Acceleration
IC	11.700 N	Load direction I: compressive load
I C <sub>0</sub>	29.000 N	Load direction I: compressive load
II C	11.700 N	Load direction II: tensile load
II C <sub>0</sub>	29.000 N	Load direction II: tensile load
III C	11.700 N	Load direction III: lateral load
III C <sub>0</sub>	29.000 N	Load direction III: lateral load
$M_{0x\ per}$	245 Nm	Max. permissible static moment per Carriage
$M_{0y\ per}$	500 Nm	Max. permissible static moment per Carriage
$M_{0z\ per}$	600 Nm	Max. permissible static moment per Carriage
$I_y$	96 cm <sup>4</sup>	Geometrical moments of inertia of Support Rail
$I_z$	77 cm <sup>4</sup>	Geometrical moments of inertia of Support Rail
$C_{a\ MU}$	15.400 N	Load capacity spindle nut dyn
$C_{0a\ MU}$	26.500 N	Load capacity spindle nut stat
$C_{a\ L}$	16.900 N	Load capacity fixed Spindle bearing dyn
$C_{0a\ L}$	24.700 N	Load capacity fixed Spindle bearing stat
$d_0$	16 mm	Spindle Diameter
P	10 mm	Spindle Pitch
$I_s$	0,321 kg*cm <sup>2</sup>	Mass moment of inertia of threaded Spindle
SPU	Ja	Spindle Support
WN2	Ja	Second, non-driven Carriage



Ver detalles del producto en Medias

11.11.2025, 17:53:45 UTC

SCHAEFFLER

### Información adicional

---

ZKLN1242-2RS-PE Rolling Bearings

FM Drive System

2 x KWVE15-B-S Carriage