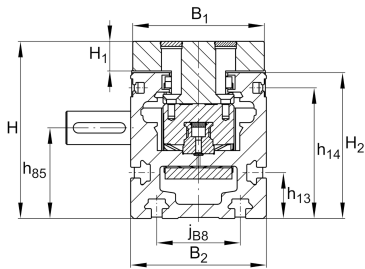
**MKUVE15-140-ZR** [↗](#)

Módulo lineal

Actuators with four-row linear recirculating ball bearing and guideway assembly, monorail guidance system and toothed belt drive. Basic carriage, one driven carriage

Información técnica



Variante de su producto actual

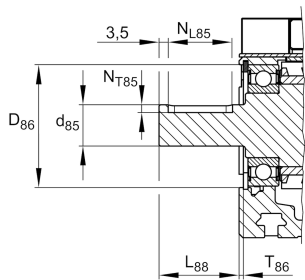
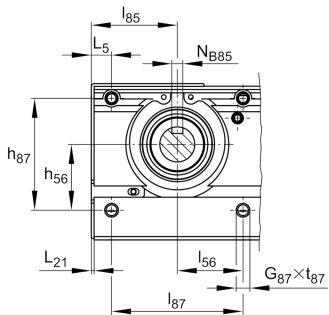
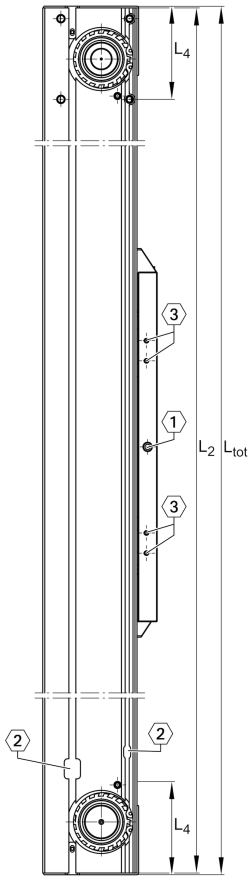
Size code	15	
Length of carriage	140	140 mm
Ejecución	/	Basis
Drive type	(3)ZR	Toothed belt drive
Additional carriage	/	No additional carriage
Attachment to the carriage	/	Threaded holes

n.r.

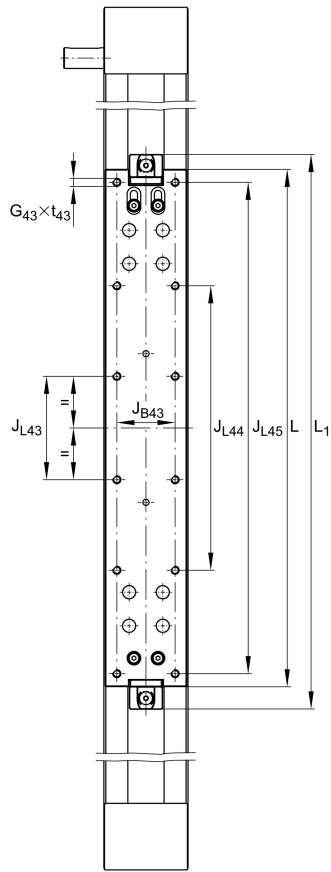
/ Support Rail Design

Medidas principales y datos de rendimiento

B ₂	65 mm	Total Width
H	85 mm	Total Height
L	140 mm	Length of Carriage

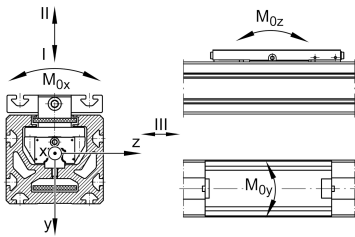
**Medidas de montaje**

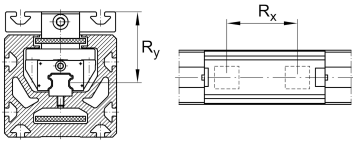
B 1	63 mm	Width of Carriage
D 86	47 mm	
Tol D 86	+0,03	Tolerance
d 85	16 mm	Tolerance h7
G 43	M6	
G 87	M6	
h 13	22 mm	
h 14	62,7 mm	
h 56	30 mm	
h 87	51 mm	Tolerance $\pm 0,2$
J B43	45 mm	
J L43	80 mm	
j B8	40 mm	
L 2 max	6.000 mm	Maximum length of Support Rail
L 88	31 mm	
N B85	5 mm	Tolerance P9
N L85	25 mm	Length of Keyway
N T85	3 mm	Depth of Keyway
t 43 max	14 mm	Depth of Thread
t 87 max	12 mm	Depth of Thread



Medidas

H 1	14,2 mm	Height of Carriage
H 2	70 mm	Height of Support Rail
h 85	43,5 mm	
L 1	178 mm	
L 4	77,5 mm	Length of Return Unit
L 5	9,3 mm	
L 21	1 mm	
l 85	39,3 mm	
l 87	60 mm	Tolerance $\pm 0,2$
T 86	1,6 mm	Depth Fit





Datos técnicos

R_y	44 mm	
S	85 mm	Safety Distance
m_{LAW}	0,75 kg	
v_{max}	5 m/s	Maximum Speed
a_{max}	30 m/s ²	Maximum Acceleration
I C	7.200 N	Load direction I: compressive load
I C ₀	14.500 N	Load direction I: compressive load
II C	7.200 N	Load direction II: tensile load
II C ₀	14.500 N	Load direction II: tensile load
III C	7.200 N	Load direction III: lateral load
III C ₀	14.500 N	Load direction III: lateral load
$M_{0x\ per}$	150 Nm	Max. permissible static moment per Carriage
$M_{0y\ per}$	100 Nm	Max. permissible static moment per Carriage
$M_{0z\ per}$	100 Nm	Max. permissible static moment per Carriage
I_y	84 cm ⁴	Geometrical moments of inertia of Support Rail
I_z	107 cm ⁴	Geometrical moments of inertia of Support Rail

Información adicional

32 Nm	Max. permissible drive torque
1xKWVE15-B-S	Carriage
0,1 mm	Repeat Accuracy ±
144 mm	Feed (mm/rotation)
W-8-PU-32-STD	Toothed Belt
0,36 kg/m	Mass of Toothed Belt
1.400 N	Permissible Toothed Belt operating force
1,3 kg*cm ²	Mass moment of inertia of Gears



Rango de temperatura

max	80 °C	Maximum operating Temperatur
min	0 °C	Minimum operating Temperatur