

**MKUSE25-200-KGT/5-M** [↗](#)

## Módulo lineal

Actuators with six-row linear recirculating bearing and guideway assembly, monorail guidance system and ball screw drive. Basic design, one driven carriage with single nut (cylindrical)

## Información técnica

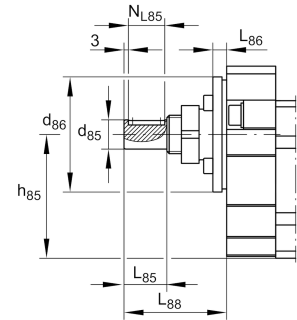


## Variante de su producto actual

Size code	25	
Length of carriage	200	200 mm
Drive type	KGT	Ball screw drive
Spindle pitch	05	5 mm
Spindle nut design	M	Cylinder nut
Additional carriage	/	No additional carriage
Spindle support	/	None
Attachment to the carriage	/	Threaded holes

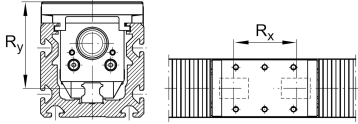
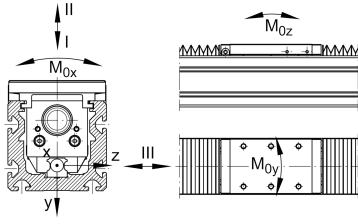
## Medidas principales y datos de rendimiento

L	200 mm	Length of Carriage
H	125 mm	Total Height
B 2	112 mm	Total Width



**Medidas de montaje**

B 1	110 mm	Width of Carriage
b 87	90 mm	
d 85	19 mm	
Tol d 85	h6	Tolerance
d 86	75 mm	
Tol d 86	h7	Tolerance
G 43	M10	Thread
G 87	M8	Thread
h 13	25 mm	
h 14	75 mm	
h 85	80 mm	
h 87	70 mm	
J B43	80 mm	
Tol J B43	0,1	Upper Tolerance
Tol J B43	-0,1	Lower Tolerance
J L43	110 mm	Tolerance ±0,2
j B8	80 mm	
L 2 max	5.850 mm	Maximum length of Support Rail
L 85	28 mm	
L 86	9 mm	
L 88	67 mm	
N B85	6 mm	Tolerance P9
N L85	20 mm	Length of Keyway
N T85	3,5 mm	Depth of Keyway
t 43	20 mm	Depth of Thread
t 87	18 mm	Depth of Thread



### Medidas

B 5	111 mm	Width of End Plates
F BL	1,2	Effective length factor of bellow
H 2	102 mm	Width of Support Rail
H 5	124,5 mm	
L 4	32 mm	
L 5	32 mm	
L 72	2 mm	



### Datos técnicos

$R_x$	83,3 mm	
$R_y$	93,8 mm	
S	5 mm	Safety Distance
$m_{LAW}$	4,65 kg	Mass of Carriage
$v_{max}$	0,215 m/s	Maximum Speed
$a_{max}$	20 m/s <sup>2</sup>	Maximum Acceleration
IC	61.700 N	Load direction I: compressive load
IC <sub>0</sub>	162.000 N	Load direction I: compressive load
II C	42.200 N	Load direction II: tensile load
II C <sub>0</sub>	90.000 N	Load direction II: tensile load
III C	45.400 N	Load direction III: lateral load
III C <sub>0</sub>	94.000 N	Load direction III: lateral load
$M_{Ox\ per}$	1.350 Nm	Max. permissible static moment per Carriage
$M_{Oy\ per}$	1.850 Nm	Max. permissible static moment per Carriage
$M_{Oz\ per}$	2.000 Nm	Max. permissible static moment per Carriage
$I_y$	670 cm <sup>4</sup>	Geometrical moments of inertia of Support Rail
$I_z$	384 cm <sup>4</sup>	Geometrical moments of inertia of Support Rail
$C_{a\ MU}$	21.500 N	Load capacity spindle nut dyn
$C_{0a\ MU}$	49.300 N	Load capacity spindle nut stat
$C_{a\ L}$	27.500 N	Load capacity fixed Spindle bearing dyn
$C_{0a\ L}$	55.000 N	Load capacity fixed Spindle bearing stat
$d_0$	32 mm	Spindle Diameter
P	5 mm	Spindle Pitch
$I_s$	6,43 kg*cm <sup>2</sup>	Mass moment of inertia of threaded Spindle



Ver detalles del producto en Medias

11.11.2025, 17:49:55 UTC

SCHAEFFLER

### Información adicional

---

ZKLF2575-2RS-PE Rolling Bearings

M Drive System

2xKWSE25 Carriage