

**MLF32-155-ZR-WN2** [↗](#)

Módulo lineal

Actuators with external track roller guidance system and toothed belt drive. With second, non-driven carriage

Información técnica



Variante de su producto actual

Size code	32	
Length of carriage	155	155 mm
Carriage design	/	Carro estándar
Drive type	(3)ZR	Toothed belt drive
Additional carriage	WN2	Second, non-driven carriage
Support rail design	/	One-piece
Bellow	/	No

Medidas principales y datos de rendimiento

B ₁	86 mm	Total Width
H	82 mm	Altura
L	155 mm	Longitud



Medidas de montaje

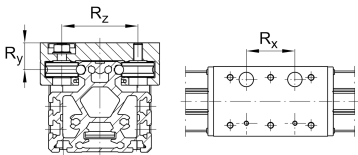
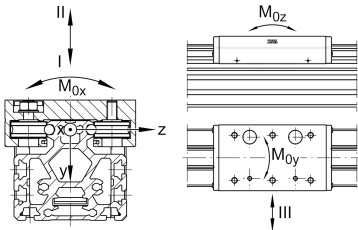
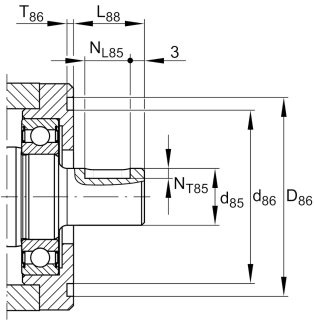
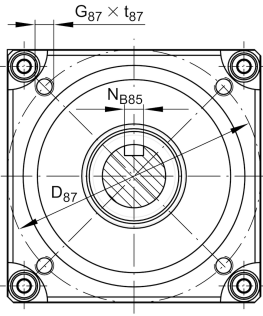
D 86	70 mm	
D 87	80 mm	Ø Bolt circle
d 85	20 mm	
d 86	61 mm	Ø Inner Fit
L 88	25 mm	
G 43	M8	Thread
G 87	M6	Thread
h 85	41,5 mm	
J B43	59 mm	
J L43	100 mm	Tolerance $\pm 0,2$
j B8	43 mm	
N B85	6 mm	Width of Keyway
N L85	16 mm	Length of Keyway
N T85	3,5 mm	Depth of Keyway
T 86	2,3 mm	Depth Fit
Tol T 86 up	0,3 mm	Upper tolerance
Tol T 86 low	0 mm	Lower tolerance
t 43 max	14 mm	Depth of Thread
t 87 max	12 mm	





Medidas

B ₂	75 mm	Width of Support Rail
B ₄	74 mm	Width of Return Unit
B ₇₂	2 mm	
H ₁	32 mm	
H ₂	66,5 mm	Altura
H ₄	81,5 mm	Height of Return Unit
H ₇	47 mm	
h ₁₃	25 mm	
L _{2 max}	8.000 mm	Maximum length of Support Rail
L ₄	80 mm	
L ₆	6 mm	Length of Wiper Brushes
L _{x1 min}	5 mm	Minimum distance between the Carriages
S	85 mm	Medida





Datos técnicos

m_{LAW}	0,73 kg	Mass of Carriage
m_3	0,73 kg	Mass of additional Carriage
v_{max}	8 m/s	Maximum Speed
a_{max}	40 m/s ²	Maximum Acceleration
R_x	60 mm	
R_y	20,5 mm	
R_z	54 mm	
I C	4.100 N	Load direction I: compressive load
I C ₀	2.400 N	Load direction I: compressive load
II C	4.100 N	Load direction II: tensile load
II C ₀	2.400 N	Load direction II: tensile load
III C	6.600 N	Load direction III: lateral load
III C ₀	4.200 N	Load direction III: lateral load
$M_{0x\ per}$	30 Nm	Max. permissible static moment per Carriage
$M_{0y\ per}$	130 Nm	Max. permissible static moment per Carriage
$M_{0z\ per}$	70 Nm	Max. permissible static moment per Carriage
I_y	104 cm ⁴	Geometrical moments of inertia of Support Rail
I_z	76 cm ⁴	Geometrical moments of inertia of Support Rail

Información adicional

18 Nm	Max. permissible drive torque
4 x LFR50/8-6-2Z	Track Rollers
0,1 mm	Repeat Accuracy ±
175 mm	Feed (mm/rotation)
20AT5	Toothed Belt
0,068 kg/m	Mass of Toothed Belt
640 N	Permissible Toothed Belt operating force
2,2 kg*cm ²	Mass moment of inertia of Gears



Rango de temperatura

T _{min}	0 °C	Minimum operating Temperatur
------------------	------	------------------------------

T _{max}	80 °C	Maximum operating Temperatur
------------------	-------	------------------------------