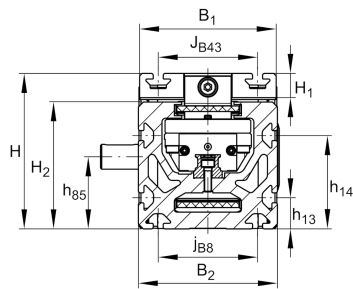
**MKUVE25-500-HS-ZR-W2-N** [↗](#)

Módulo lineal

Actuators with four-row linear recirculating ball bearing and guideway assembly, monorail guidance system and toothed belt drive. High Speed design with second, driven carriage and fixing slots in carriage

Información técnica



Variante de su producto actual

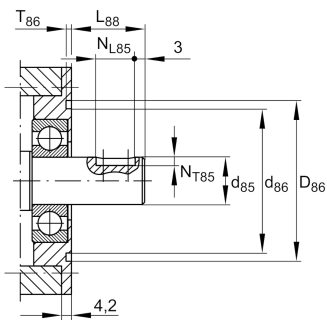
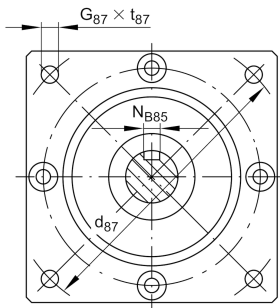
Size code	25	
Length of carriage	500	500 mm
Drive type	(3)ZR	Toothed belt drive
Additional carriage	W2	Second, driven carriage
Attachment to the carriage	N	T-Slots

n.r.

/	Support Rail Design
---	---------------------

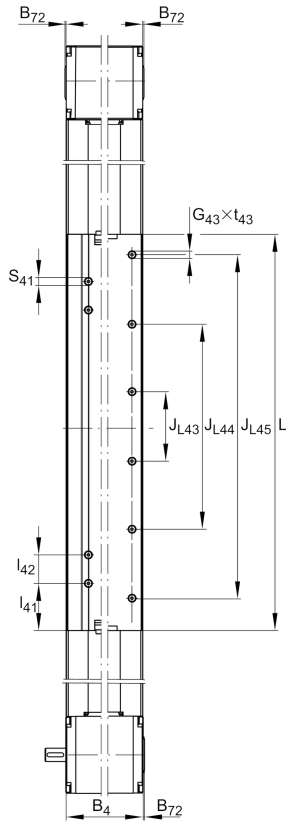
Medidas principales y datos de rendimiento

B ₂	112 mm	Total Width
H	125 mm	Total Height
L	500 mm	Length of Carriage



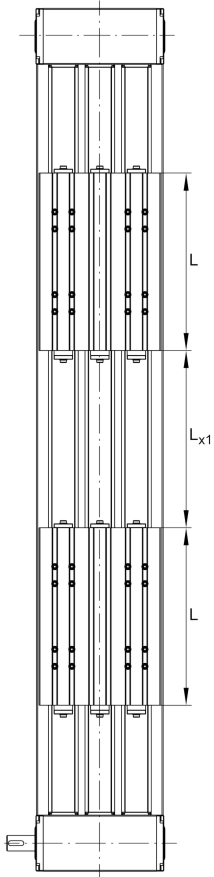
Medidas de montaje

B 1	110 mm	Width of Carriage
D 86	95 mm	
Tol D 86	G7	Tolerance
D 87	115 mm	
d 85	20 mm	Tolerance h7
d 86	76 mm	
G 87	M8	
h 13	25 mm	
h 14	75 mm	
J B43	80 mm	
Tol J B43	0,1	Upper Tolerance
Tol J B43	0,1	Lower Tolerance
j B8	80 mm	
L 2 max	6.000 mm	Maximum length of Support Rail
L 88	31 mm	
N B85	6 mm	Tolerance P9
N L85	25 mm	Length of Keyway
N T85	3,5 mm	Depth of Keyway
t 87 max	15 mm	Depth of Thread

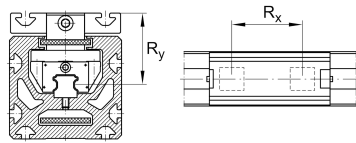
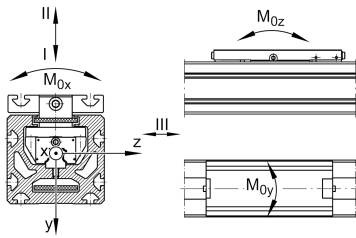


Medidas

B 72	2 mm	
H 1	21 mm	Height of Carriage
H 2	102 mm	Height of Support Rail
H 4	115,7 mm	Height of Return Unit
h 85	58 mm	
L 1	513 mm	
L 4	115,5 mm	Length of Return Unit
L 6	6 mm	Length of Wiper Brushes
L x1 min	50 mm	
B 4	111 mm	Width of Return Unit
T 86	4 mm	Depth Fit
Tol T 86	0 mm	Lower tolerance
Tol T 86	0,5 mm	Upper Tolerance

**Datos técnicos**

R_x	360 mm	
R_y	71,8 mm	
S	85 mm	Safety Distance
m_{LAW}	6,37 kg	
m_3	6,37 kg	Mass of additional Carriage
v_{max}	10 m/s	Maximum Speed
a_{max}	50 m/s ²	Maximum Acceleration
I C	24.300 N	Load direction I: compressive load
I C ₀	74.000 N	Load direction I: compressive load
II C	24.300 N	Load direction II: tensile load
II C ₀	74.000 N	Load direction II: tensile load
III C	24.300 N	Load direction III: lateral load
III C ₀	74.000 N	Load direction III: lateral load
$M_{0x \text{ per}}$	1.000 Nm	Max. permissible static moment per Carriage
$M_{0y \text{ per}}$	10.000 Nm	Max. permissible static moment per Carriage
$M_{0z \text{ per}}$	10.000 Nm	Max. permissible static moment per Carriage
I_y	712 cm ⁴	Geometrical moments of inertia of Support Rail
I_z	506 cm ⁴	Geometrical moments of inertia of Support Rail

**Información adicional**

75 Nm	Max. permissible drive torque
2xKWV25-B-HS	Carriage
0,1 mm	Repeat Accuracy ±
250 mm	Feed (mm/rotation)
50BATAK10	Toothed Belt
0,29 kg/m	Mass of Toothed Belt
1.880 N	Permissible Toothed Belt operating force
14,7 kg*cm ²	Mass moment of inertia of Gears



Rango de temperatura

max	80 °C	Maximum operating Temperatur
min	0 °C	Minimum operating Temperatur