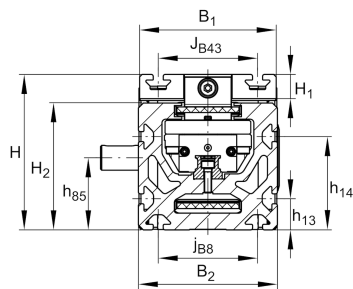


MKUVE25-250-ZR-W2 [↗](#)

Módulo lineal

Actuators with four-row linear recirculating ball bearing and guideway assembly, monorail guidance system and toothed belt drive. With second, driven carriage

Información técnica



Variante de su producto actual

Size code	25	
Length of carriage	250	250 mm
Ejecución	/	Basis
Drive type	(3)ZR	Toothed belt drive
Additional carriage	W2	Second, driven carriage
Attachment to the carriage	/	Threaded holes

n.r.

/ Support Rail Design

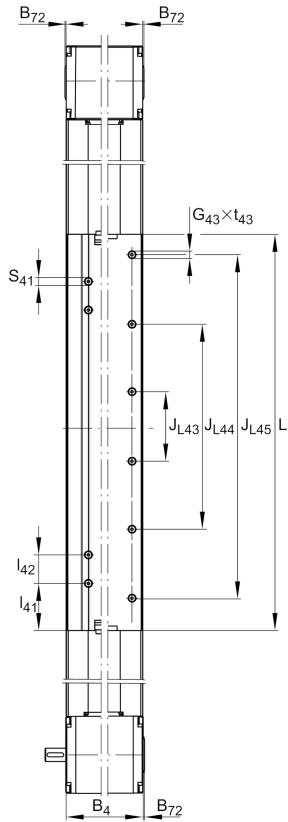
Medidas principales y datos de rendimiento

B 2	112 mm	Total Width
H	125 mm	Total Height
L	250 mm	Length of Carriage



Medidas de montaje

B 1	110 mm	Width of Carriage
D 86	95 mm	
Tol D 86	G7	Tolerance
D 87	115 mm	
d 85	20 mm	Tolerance h7
d 86	76 mm	
G 43	M10	
G 87	M8	
h 13	25 mm	
h 14	75 mm	
J B43	80 mm	
Tol J B43	0,1	Upper Tolerance
Tol J B43	0,1	Lower Tolerance
J L43	180 mm	
j B8	80 mm	
L 2 max	8.000 mm	Maximum length of Support Rail
L 88	31 mm	
N B85	6 mm	Tolerance P9
N L85	25 mm	Length of Keyway
N T85	3,5 mm	Depth of Keyway
t 43 max	20 mm	Depth of Thread
t 87 max	15 mm	Depth of Thread



Medidas

B 72	2 mm	
H 1	21 mm	Height of Carriage
H 2	102 mm	Height of Support Rail
H 4	115,7 mm	Height of Return Unit
h 85	58 mm	
L 1	263 mm	
L 4	115,5 mm	Length of Return Unit
L 6	6 mm	Length of Wiper Brushes
L x1 min	50 mm	
B 4	111 mm	Width of Return Unit
T 86	4 mm	Depth Fit
Tol T 86	0 mm	Lower tolerance
Tol T 86	0,5 mm	Upper Tolerance

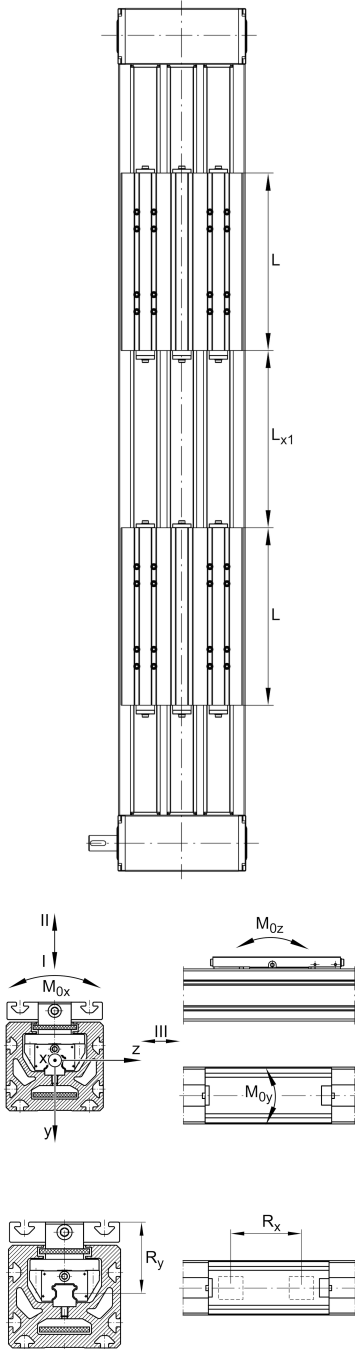


Datos técnicos

R_x	110 mm	
R_y	71,8 mm	
S	85 mm	Safety Distance
m_{LAW}	4,31 kg	
m_3	4,31 kg	Mass of additional Carriage
v_{max}	5 m/s	Maximum Speed
a_{max}	30 m/s ²	Maximum Acceleration
I C	29.000 N	Load direction I: compressive load
I C ₀	74.000 N	Load direction I: compressive load
II C	29.000 N	Load direction II: tensile load
II C ₀	74.000 N	Load direction II: tensile load
III C	29.000 N	Load direction III: lateral load
III C ₀	74.000 N	Load direction III: lateral load
$M_{0x \text{ per}}$	1.000 Nm	Max. permissible static moment per Carriage
$M_{0y \text{ per}}$	2.575 Nm	Max. permissible static moment per Carriage
$M_{0z \text{ per}}$	2.575 Nm	Max. permissible static moment per Carriage
I_y	712 cm ⁴	Geometrical moments of inertia of Support Rail
I_z	506 cm ⁴	Geometrical moments of inertia of Support Rail

Información adicional

75 Nm	Max. permissible drive torque
2xKWVE25-B	Carriage
0,1 mm	Repeat Accuracy ±
250 mm	Feed (mm/rotation)
50AT10	Toothed Belt
0,29 kg/m	Mass of Toothed Belt
1.880 N	Permissible Toothed Belt operating force
14,7 kg*cm ²	Mass moment of inertia of Gears





Rango de temperatura

max	80 °C	Maximum operating Temperatur
min	0 °C	Minimum operating Temperatur