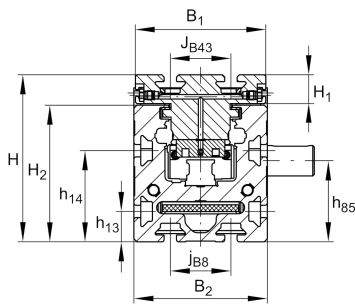
**MKUVE20-250-C-ZR-N-FA517.1** [↗](#)

Módulo lineal

Actuators with four-row linear recirculating ball bearing and guideway assembly, monorail guidance system and toothed belt drive. With support rail in two segments and fixing slots in carriage

Información técnica



Variante de su producto actual

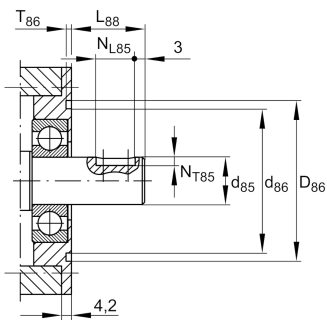
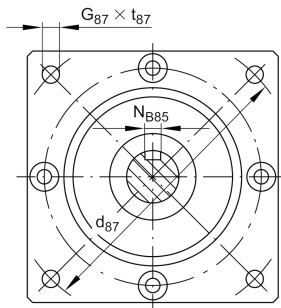
Size code	20	
Length of carriage	250	250 mm
Ejecución	/	Basis
Drive type	(3)ZR	Toothed belt drive
Additional carriage	/	No additional carriage
Attachment to the carriage	N	T-Slots

n.r.

FA517.1	Support Rail Design
---------	---------------------

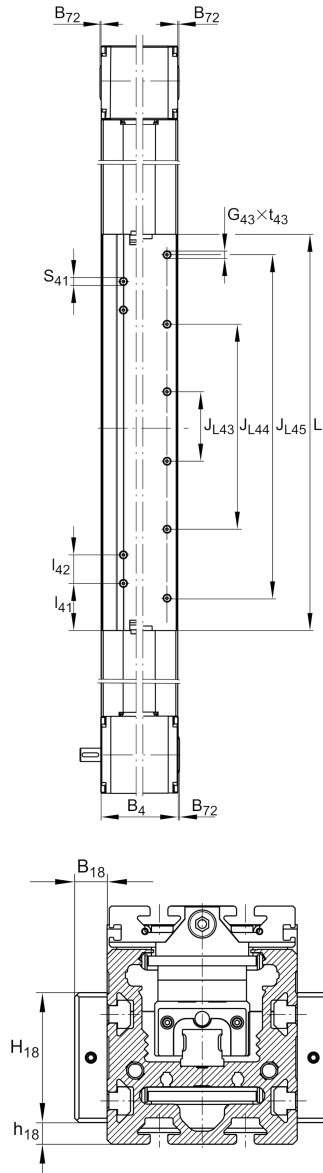
Medidas principales y datos de rendimiento

B 2	88 mm	Total Width
H	110 mm	Total Height
L	250 mm	Length of Carriage



Medidas de montaje

B 1	86 mm	Width of Carriage
D 86	68 mm	
Tol D 86	G7	Tolerance
D 87	110 mm	
d 85	20 mm	Tolerance h7
d 86	61 mm	
G 87	M6	
h 13	20 mm	
h 14	60 mm	
h 18	10 mm	
J B43	40 mm	
j B8	40 mm	
L 2 max	16.000 mm	Maximum length of Support Rail
L 88	31 mm	
N B85	6 mm	Tolerance P9
N L85	25 mm	Length of Keyway
N T85	3,5 mm	Depth of Keyway
S 41	10 mm	
t 87 max	24 mm	Depth of Thread



Medidas

B 18	15 mm	
H 1	19 mm	Height of Carriage
H 2	90 mm	Height of Support Rail
H 4	101,4 mm	Height of Return Unit
H 18	60 mm	
h 85	53,4 mm	
L 1	260 mm	
L 4	97 mm	Length of Return Unit
L 6	6 mm	Length of Wiper Brushes
L 18	400 mm	
l 41	59,5 mm	
l 42	36 mm	
B 4	89 mm	Width of Return Unit
T 86	2,3 mm	Depth Fit
Tol T 86	0 mm	Lower tolerance
Tol T 86	0,3 mm	Upper Tolerance

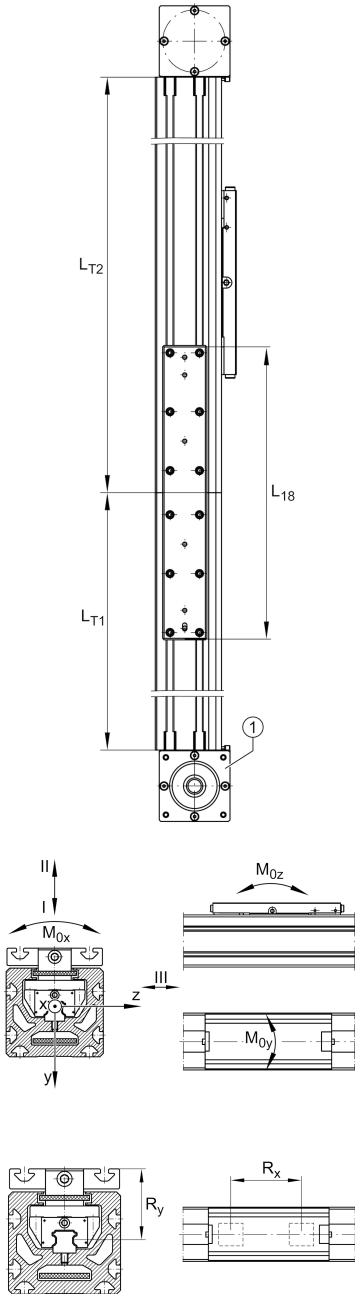


Datos técnicos

R_x	95 mm	
R_y	63 mm	
S	85 mm	Safety Distance
m LAW	2,5 kg	
v_{max}	5 m/s	Maximum Speed
a_{max}	30 m/s ²	Maximum Acceleration
I C	21.300 N	Load direction I: compressive load
I C ₀	54.000 N	Load direction I: compressive load
II C	21.300 N	Load direction II: tensile load
II C ₀	54.000 N	Load direction II: tensile load
III C	21.300 N	Load direction III: lateral load
III C ₀	54.000 N	Load direction III: lateral load
$M_{0x\ per}$	664 Nm	Max. permissible static moment per Carriage
$M_{0y\ per}$	1.150 Nm	Max. permissible static moment per Carriage
$M_{0z\ per}$	1.400 Nm	Max. permissible static moment per Carriage
I_y	300 cm ⁴	Geometrical moments of inertia of Support Rail
I_z	198 cm ⁴	Geometrical moments of inertia of Support Rail

Información adicional

68,8 Nm	Max. permissible drive torque
2xKWVE20-B-SN	Carriage
0,1 mm	Repeat Accuracy ±
200 mm	Feed (mm/rotation)
50AT10	Toothed Belt
0,29 kg/m	Mass of Toothed Belt
1.880 N	Permissible Toothed Belt operating force
5 kg*cm ²	Mass moment of inertia of Gears





Rango de temperatura

max	80 °C	Maximum operating Temperatur
min	0 °C	Minimum operating Temperatur