



MKUVE20-200-KGT/50-F-WN2-N [↗](#)

Módulo lineal

Actuators with four-row linear recirculating bearing and guideway assembly, monorail guidance system and ball screw drive. With second, non-driven carriage, single nut and fixing slots in carriage

Información técnica

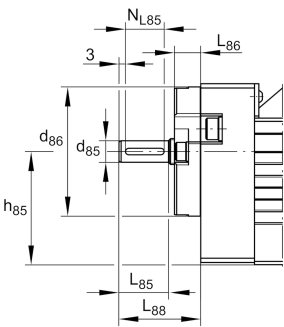


Variante de su producto actual

Size code	20	
Length of carriage	200	200 mm
Drive type	KGT	Ball screw drive
Spindle pitch	50	50 mm
Spindle nut design	F	Flange nut
Additional carriage	WN2	Second, non-driven carriage
Spindle support	/	None
Attachment to the carriage	N	T-Slots

Medidas principales y datos de rendimiento

L	200 mm	Length of Carriage
H	110 mm	Total Height
B ₂	88 mm	Total Width



Medidas de montaje

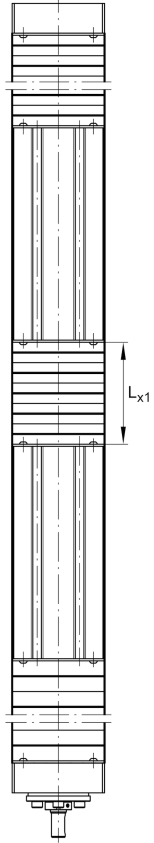
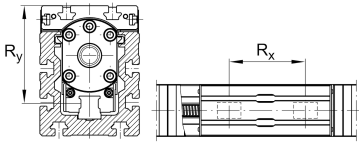
B 1	86 mm	Width of Carriage
b 87	68 mm	
d 85	13 mm	
Tol d 85	h6	Tolerance
d 86	60 mm	
Tol d 86	h7	Tolerance
G 87	M6	Thread
h 13	20 mm	
h 14	60 mm	
h 85	71 mm	
h 87	46 mm	
J B43	40 mm	
j B8	40 mm	
L 2 max	5.850 mm	Maximum length of Support Rail
L 85	23 mm	
L 86	8 mm	
L 88	42 mm	
N B43	14 mm	
N B85	5 mm	Tolerance P9
N L43	20 mm	
N L85	18 mm	Length of Keyway
N T85	3,5 mm	Depth of Keyway
t 87	15 mm	Depth of Thread



Medidas

B ₅	87 mm	Width of End Plates
F _{BL}	1,17	Effective length factor of bellows
H ₂	90 mm	Width of Support Rail
H ₅	109 mm	
L ₄	28 mm	
L ₅	28 mm	
L x1 min	20 mm	Minimum distance between the Carriages





Datos técnicos

R_x	85 mm	
R_y	52,1 mm	
S	50 mm	Safety Distance
m_{LAW}	2,1 kg	Mass of Carriage
m_3	1,69 kg	Mass of additional Carriage
v_{max}	2,9 m/s	Maximum Speed
a_{max}	20 m/s ²	Maximum Acceleration
IC	21.300 N	Load direction I: compressive load
I C ₀	54.000 N	Load direction I: compressive load
II C	21.300 N	Load direction II: tensile load
II C ₀	54.000 N	Load direction II: tensile load
III C	21.300 N	Load direction III: lateral load
III C ₀	54.000 N	Load direction III: lateral load
$M_{0x \text{ per}}$	580 Nm	Max. permissible static moment per Carriage
$M_{0y \text{ per}}$	1.000 Nm	Max. permissible static moment per Carriage
$M_{0z \text{ per}}$	1.200 Nm	Max. permissible static moment per Carriage
I_y	281 cm ⁴	Geometrical moments of inertia of Support Rail
I_z	219 cm ⁴	Geometrical moments of inertia of Support Rail
$C_{a \text{ MU}}$	13.000 N	Load capacity spindle nut dyn
$C_{0a \text{ MU}}$	24.600 N	Load capacity spindle nut stat
$C_{a \text{ L}}$	17.900 N	Load capacity fixed Spindle bearing dyn
$C_{0a \text{ L}}$	28.000 N	Load capacity fixed Spindle bearing stat
d_0	20 mm	Spindle Diameter
P	50 mm	Spindle Pitch
I_s	0,845 kg*cm ²	Mass moment of inertia of threaded Spindle
WN2	Ja	Second, non-driven Carriage



Ver detalles del producto en Medias

11.11.2025, 16:49:20 UTC

SCHAEFFLER

Información adicional

ZKLF1560-2RS-PE	Rolling Bearings
-----------------	------------------

F	Drive System
---	--------------

2 x KWVE20-B-S	Carriage
----------------	----------