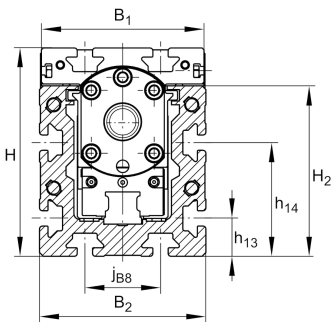


**MKUVE20-200-KGT/50-F-SPU-WN2-N** [↗](#)

## Módulo lineal

Actuators with four-row linear recirculating bearing and guideway assembly, monorail guidance system and ball screw drive. With second, non-driven carriage, single nut, single spindle support and fixing slots in carriage

## Información técnica

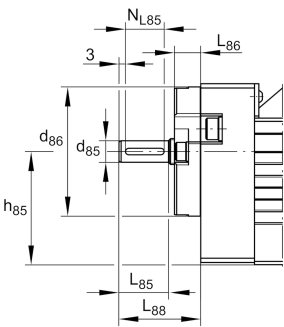


## Variante de su producto actual

Size code	20	
Length of carriage	200	200 mm
Drive type	KGT	Ball screw drive
Spindle pitch	50	50 mm
Spindle nut design	F	Flange nut
Additional carriage	WN2	Second, non-driven carriage
Spindle support	SPU	Yes
Attachment to the carriage	N	T-Slots

## Medidas principales y datos de rendimiento

L	200 mm	Length of Carriage
H	110 mm	Total Height
B 2	88 mm	Total Width



### Medidas de montaje

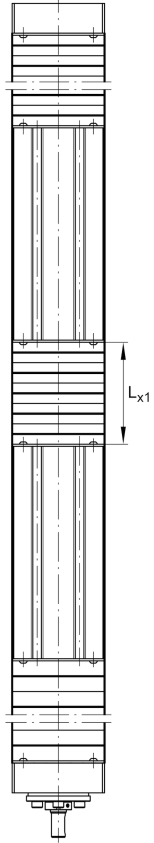
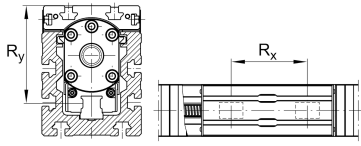
B 1	86 mm	Width of Carriage
b 87	68 mm	
d 85	13 mm	
Tol d 85	h6	Tolerance
d 86	60 mm	
Tol d 86	h7	Tolerance
G 87	M6	Thread
h 13	20 mm	
h 14	60 mm	
h 85	71 mm	
h 87	46 mm	
J B43	40 mm	
j B8	40 mm	
L 2 max	5.850 mm	Maximum length of Support Rail
L 85	23 mm	
L 86	8 mm	
L 88	42 mm	
N B43	14 mm	
N B85	5 mm	Tolerance P9
N L43	20 mm	
N L85	18 mm	Length of Keyway
N T85	3,5 mm	Depth of Keyway
t 87	15 mm	Depth of Thread



### Medidas

B <sub>5</sub>	87 mm	Width of End Plates
F <sub>BL</sub>	1,17	Effective length factor of bellows
H <sub>2</sub>	90 mm	Width of Support Rail
H <sub>5</sub>	109 mm	
L <sub>4</sub>	28 mm	
L <sub>5</sub>	28 mm	
L x1 min	20 mm	Minimum distance between the Carriages





## Datos técnicos

$R_x$	85 mm	
$R_y$	52,1 mm	
S	50 mm	Safety Distance
$m_{LAW}$	2,1 kg	Mass of Carriage
$m_3$	1,69 kg	Mass of additional Carriage
$v_{max}$	2,9 m/s	Maximum Speed
$a_{max}$	20 m/s <sup>2</sup>	Maximum Acceleration
IC	21.300 N	Load direction I: compressive load
IC <sub>0</sub>	54.000 N	Load direction I: compressive load
II C	21.300 N	Load direction II: tensile load
II C <sub>0</sub>	54.000 N	Load direction II: tensile load
III C	21.300 N	Load direction III: lateral load
III C <sub>0</sub>	54.000 N	Load direction III: lateral load
$M_{0x \text{ per}}$	580 Nm	Max. permissible static moment per Carriage
$M_{0y \text{ per}}$	1.000 Nm	Max. permissible static moment per Carriage
$M_{0z \text{ per}}$	1.200 Nm	Max. permissible static moment per Carriage
$I_y$	281 cm <sup>4</sup>	Geometrical moments of inertia of Support Rail
$I_z$	219 cm <sup>4</sup>	Geometrical moments of inertia of Support Rail
$C_{a \text{ MU}}$	13.000 N	Load capacity spindle nut dyn
$C_{0a \text{ MU}}$	14.600 N	Load capacity spindle nut stat
$C_{a \text{ L}}$	17.900 N	Load capacity fixed Spindle bearing dyn
$C_{0a \text{ L}}$	28.000 N	Load capacity fixed Spindle bearing stat
$d_0$	20 mm	Spindle Diameter
P	50 mm	Spindle Pitch
$I_s$	0,845 kg*cm <sup>2</sup>	Mass moment of inertia of threaded Spindle
SPU	Ja	Spindle Support
WN2	Ja	Second, non-driven Carriage



Ver detalles del producto en Medias

11.11.2025, 16:49:15 UTC

**SCHAEFFLER**

### Información adicional

---

ZKLF1560-2RS-PE Rolling Bearings

F Drive System

2 x KWVE20-B-S Carriage