


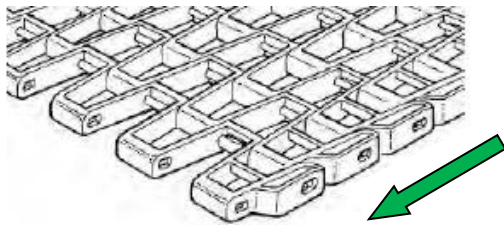
HabasitLINK®

Installation instructions for belt type F51

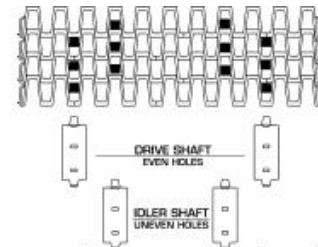


⚠ CAUTION: Acetal belts will burn with a flame that is nearly invisible

Preferred running direction and position of sprockets:



Belts are unidirectional



Maximum distance between sprockets is 6" (152mm)

Belt assembly:

▲ For belt widths ≤24": Align the modules to be connected > Insert a stainless steel rod > Follow further instructions below.

▲ For belt widths >24": Align the modules to be connected > Insert a crimped stainless steel rod > Follow further instructions below.



Plug



After rod is positioned, place plug and drive it in position with a hammer.



End result



Flag and crimped rod.



Insert the flag between the belt and the crimp in the rod with the thick part of the flag touching the belt.



Use a pair of cutters to pull the flag into the belt until it is fully seated. Cut the excess flag off so that it is level with or below the top surface of the belt.



End result.

Belt disassembly:



Push the plug down with a screwdriver until it comes out of the module.



Pull the plug out with pliers.



Insert a flathead screwdriver between the flag and the belt. Strike screwdriver with hammer to dislodge the flag.



After the flag is removed, the rod can be pushed out with a punch or screwdriver.

Replace all removed rods as they will be damaged during disassembly.

Disclaimer

Product Application Disclaimer (valid for ALL Habasit products and mentioned on all PDS)

This disclaimer is made by and on behalf of Habasit and its affiliated companies, directors, employees, agents and contractors (hereinafter collectively "HABASIT") with respect to the products referred to herein (the "Products"). SAFETY WARNINGS SHOULD BE READ CAREFULLY AND ANY RECOMMENDED SAFETY PRECAUTIONS BE FOLLOWED STRICTLY! Please refer to the Safety Warnings herein, in the Habasit catalogue as well as installation and operating manuals. All indications / information as to the application, use and performance of the Products are recommendations provided with due diligence and are, but no representations or warranties of any kind are made as to their completeness, accuracy or suitability for a particular purpose. The data provided herein are based on laboratory application with small-scale test equipment, running at standard conditions, and do not necessarily match product performance in industrial use. New knowledge and experience may lead to re-assessments and modifications within a short period of time and without prior notice. EXCEPT AS EXPLICITLY WARRANTED BY HABASIT, WHICH WARRANTIES ARE EXCLUSIVE AND IN LIEU OF ALL OTHER WARRANTIES, EXPRESS OR IMPLIED, THE PRODUCTS ARE PROVIDED "AS IS". HABASIT DISCLAIMS ALL OTHER WARRANTIES, EITHER EXPRESS OR IMPLIED, INCLUDING, BUT NOT LIMITED TO, IMPLIED WARRANTIES OF MERCHANTABILITY, FITNESS FOR A PARTICULAR PURPOSE, NON-INFRINGEMENT, OR ARISING FROM A COURSE OF DEALING, USAGE, OR TRADE PRACTICE, ALL OF WHICH ARE HEREBY EXCLUDED TO THE EXTENT ALLOWED BY APPLICABLE LAW. BECAUSE CONDITIONS OF USE IN INDUSTRIAL APPLICATION ARE OUTSIDE OF HABASIT'S CONTROL, HABASIT DOES NOT ASSUME ANY LIABILITY CONCERNING THE SUITABILITY AND PROCESS ABILITY OF THE PRODUCTS, INCLUDING INDICATIONS ON PROCESS RESULTS AND OUTPUT.

