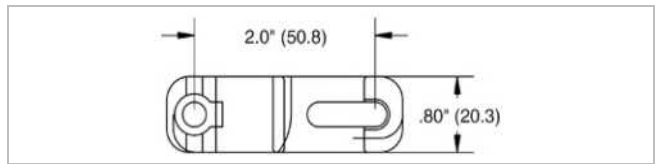
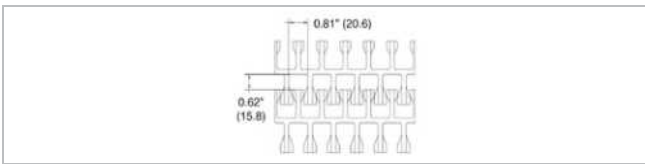


# HabasitLINK® SP620 (Flush Grid)



## Description

- 2 inch pitch
- 47% open area; 76% open contact area; largest opening 0.62x0.81 inches (15.8x20.6 mm)
- Food approved materials
- Connecting rod diameter = 0.250 inch (6.4 mm)



## Belt data

| Belt material                                   |                   | PA        | PE        | POM            | PP       |
|---|-------------------|-----------|-----------|----------------|----------|
| Rod material                                    |                   | PP        | PE        | PP             |          |
| Nominal tensile strength $F'_N$<br>straight run | N/m               | 39402     | 21014     | 39402          | 26268    |
|   | lb/ft             | 2700      | 1440      | 2700           | 1800     |
| Temperature range                               | °C                | 5 - 118   | -70 - 65  | 5 - 93         | 5 - 105  |
|   | °F                | 40 - 245  | -94 - 150 | 40 - 200       | 40 - 220 |
| Belt weight $m_b$                               | kg/m <sup>2</sup> | 9.6       | 8.0       | 11.5           | 7.6      |
|   | lb/sqft           | 1.97      | 1.63      | 2.36           | 1.56     |
| Standard belt color                             |                   | dark gray | white     | blue/off-white | gray     |

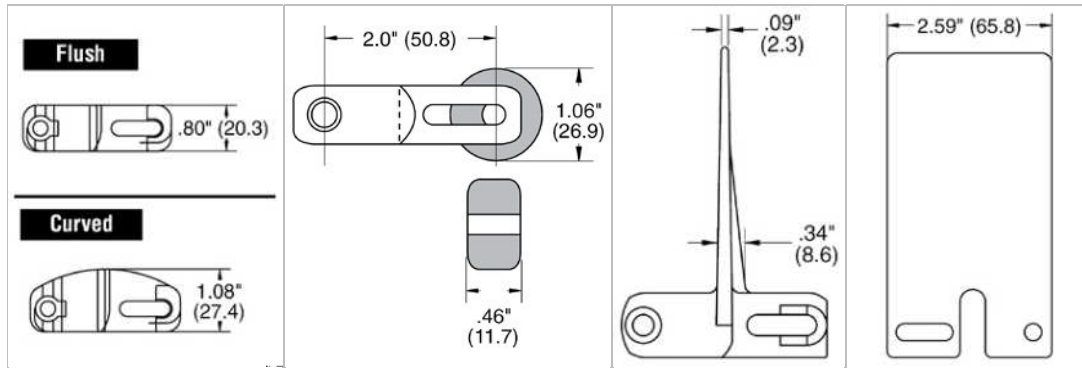
| Diameter of idling rollers<br>(minimum) |      |
|---|------|
| mm                                      | inch |
| 89                                      | 3.50 |

**Standard range of belt widths** in increments of 3" (76.2mm) starting from 6" (152.4mm) Non standard widths are offered in increments of 1" (25.4mm) starting from 5" (127mm). Material selection may affect belt width — please contact your local partner for actual dimensions.

**Protection type:** IP1X (DIN EN 60259 / IEC 529)

Additional belt colors and materials available, abrasive resistant Nylon (Polyamide) rods available.

## Belt accessories



### Inserts

Note: Inserts may affect belt pull

### Rollers

### Standard flight

Standard flights are available in 1", 2", and 3" heights. High friction flights available

### Side guards

Available in 4" heights. Note: Side guards must be indented 1/4" minimum from outside edge of belt

## Disclaimer

### Product Application Disclaimer (valid for ALL Habasit products and mentioned on all PDS)

This disclaimer is made by and on behalf of Habasit and its affiliated companies, directors, employees, agents and contractors (hereinafter collectively "HABASIT") with respect to the products referred to herein (the "Products"). SAFETY WARNINGS SHOULD BE READ CAREFULLY AND ANY RECOMMENDED SAFETY PRECAUTIONS BE FOLLOWED STRICTLY! Please refer to the Safety Warnings herein, in the Habasit catalogue as well as installation and operating manuals. All indications / information as to the application, use and performance of the Products are recommendations provided with due diligence and care, but no representations or warranties of any kind are made as to their completeness, accuracy or suitability for a particular purpose. The data provided herein are based on laboratory application with small-scale test equipment, running at standard conditions, and do not necessarily match product performance in industrial use. New knowledge and experience may lead to re-assessments and modifications within a short period of time and without prior notice. EXCEPT AS EXPLICITLY WARRANTED BY HABASIT, WHICH WARRANTIES ARE EXCLUSIVE AND IN LIEU OF ALL OTHER WARRANTIES, EXPRESS OR IMPLIED, THE PRODUCTS ARE PROVIDED "AS IS". HABASIT DISCLAIMS ALL OTHER WARRANTIES, EITHER EXPRESS OR IMPLIED, INCLUDING, BUT NOT LIMITED TO, IMPLIED WARRANTIES OF MERCHANTABILITY, FITNESS FOR A PARTICULAR PURPOSE, NON-INFRINGEMENT, OR ARISING FROM A COURSE OF DEALING, USAGE, OR TRADE PRACTICE, ALL OF WHICH ARE HEREBY EXCLUDED TO THE EXTENT ALLOWED BY APPLICABLE LAW. BECAUSE CONDITIONS OF USE IN INDUSTRIAL APPLICATION ARE OUTSIDE OF HABASIT'S CONTROL, HABASIT DOES NOT ASSUME ANY LIABILITY CONCERNING THE SUITABILITY AND PROCESS ABILITY OF THE PRODUCTS, INCLUDING INDICATIONS ON PROCESS RESULTS AND OUTPUT.